

Annual Report 2022 - 2023





Acknowledgement of Country

**The Department of Regional NSW
stands on Country that always was
and always will be Aboriginal land.**

We acknowledge the Traditional Custodians of the land and waters, and we show our respect for Elders past, present and emerging. We are committed to providing places in which Aboriginal people are included socially, culturally, and economically through thoughtful and collaborative approaches to our work.

Contents

Cover photo: Flood cleanup efforts in Lismore NSW

Acknowledgement of Country	2	4	
Foreword from the Secretary	6	Operations and Performance	51
Our Purpose	7	Performance	51
Our State Outcomes	8	Research and Development	52
Management and Structure	12		
		5	
1		Management and Accountability	64
Stronger and cohesive regional communities and economies	16	Acts Administered	64
Regional Precincts Group	17	Legislation and legal changes	66
Soil Conservation Service	21	Significant judicial decisions	68
NSW Public Works	24	Public interest disclosures	69
Office of the Cross-Border Commissioner	28	Audit and risk management	71
Regional Development and Programs	30	Government Information (Public Access) Act 2009 (GIPA Act)	75
Strategy, Corporate and Performance	37	Cyber Security Annual Attestation Statement	81
		Work health and safety	82
		Consulting fees	86
2		Insurance activities	89
Stronger Primary Industries	41		
Department of Primary Industries	42	6	
		Sustainability	94
3			
Mineral and petroleum industries generating prosperity, safely	46	7	
Mining, Exploration and Geoscience	47	Appendices	
		Audited Financial Statements	95
		Grants paid to non-government organisations	160

Letter to the Minister

31 October 2023

The Honourable Tara Moriarty MLC

Minister for Agriculture
Minister for Regional NSW
Minister for Western NSW

**52 Martin Place
SYDNEY NSW 2000**

Dear Minister,

In accordance with the *Annual Reports (Departments) Act 1985*, the *Annual Reports (Statutory Bodies) Act 1984*, the *Government Sector Finance Act (2018)* and the Regulations under these Acts, I submit to you for tabling in Parliament the annual report for the Department of Regional NSW 2022-23.

The annual report outlines the activities of the Department of Regional NSW during the financial year in the context of its strategic priorities and responsibilities. The achievements of the Department of Regional NSW are made possible by the expertise and commitment of staff, and I thank them for their dedication and effort.

Following the tabling of this report in Parliament, it will be made available for public access from the NSW Government's OpenGov NSW website: opengov.nsw.gov.au



Rebecca Fox

Secretary
Department of Regional NSW

Letter to the Minister

31 October 2023

The Honourable Courtney Houssos MLC

Minister for Finance
Minister for Natural Resources
Minister for Domestic Manufacturing and Government Procurement

**52 Martin Place
SYDNEY NSW 2000**

Dear Minister,

In accordance with the *Annual Reports (Departments) Act 1985*, the *Annual Reports (Statutory Bodies) Act 1984*, the *Government Sector Finance Act (2018)* and the Regulations under these Acts, I present the Department of Regional NSW Annual Report.

The annual report outlines the activities of the Department of Regional NSW during the financial year in the context of its strategic priorities and responsibilities. The achievements of the Department of Regional NSW are made possible by the expertise and commitment of staff, and I thank them for their dedication and effort.

Following the tabling of this report in Parliament, it will be made available for public access from the NSW Government's OpenGov NSW website: opengov.nsw.gov.au



Rebecca Fox

Secretary
Department of Regional NSW

Foreword from the Secretary



I am pleased to present the 2022-23 Annual Report for the Department of Regional NSW.

This year has seen us work to support regional communities' recovery after the compounding impacts of the COVID-19 pandemic, floods and biosecurity hazards on top of the damage wrought by bushfires across the state. While flooding continued to devastate parts of the state, the past 12 months have seen a welcome reprieve from the worst catastrophes, allowing us to help rebuild and refocus on longer-term growth and development for our regions.

The Department of Regional NSW is leading the sector in preparing for the impacts of climate change across regional communities, where the effects are often felt first, hardest and longest.

- As we anticipate a drier, hotter weather cycle to begin in 2023, the Department is working with primary producers and regional communities to help them prepare for droughts through the Regional Drought Resilience Planning Program.
- We continue to respond to biosecurity threats including invasive species, pests and weeds through work by the Department of Primary Industries (DPI).
- We are managing and mitigating the impacts of natural disasters by partnering with local governments and communities through the Regional Development teams.
- We are ensuring the sustainable and responsible use of our natural resources for the long-term through Mining, Exploration and Geoscience (MEG).

The ongoing success of the regions is underpinned by their economic strength and the development of infrastructure to meet the needs of a growing population. Throughout the 2022-23 financial year, we have worked to:

- approve and develop Special Activation Precincts that establish and maintain viable economic drivers in regional locations, leveraging our State's natural and infrastructure advantages to benefit those communities
- attract and retain key essential workers across our regions, delivering The Welcome Experience to make relocating and settling in communities outside our major cities easy
- improve digital connectivity across the state to create new economic and social opportunities in every corner of NSW
- rebuild flood-damaged communities, upgrade existing facilities and create new social infrastructure through NSW Public Works and the Soil Conservation Service.

Following the NSW state election in March 2023, my department has worked to support our new Ministers as they set out their agenda and establish their priorities in our regions. Our insights into the challenges and opportunities in our regional communities have been invaluable in helping the new government connect with people across the state and identify and prioritise their needs in line with the government's election commitments.

We look forward to continuing to serve the people of regional NSW as we implement the new government's agenda. We will continue to make regional NSW an even better place to live, work, do business and invest.

A handwritten signature in blue ink, appearing to read 'RFox'.

Rebecca Fox

Secretary
Department of Regional NSW

Our Purpose

NSW is one of the largest and most diverse states in the country. Our rich and varied cultures started with our First Nations people, their heritage, traditions and connection to the lands and waterways; and it grows every day with the newest arrivals bringing their ideas, economic power, histories and experience.

These unique and ever-changing communities are bound together by shared needs and common interests:

- quality employment opportunities in growing economies
- world class essential services
- accessible, affordable and reliable public infrastructure and facilities
- sustainable and responsible use of our natural farming, mineral and marine endowments.

Our regions offer some of the best living on the planet. The Department of Regional NSW works to keep it that way. We live in regional communities and work to enrich the places we call home. We work in the industries we support, spend time with the people we serve, and raise our families in the communities we help to grow.

1

Stronger and cohesive regional communities and economies

2

Stronger primary industries

3

Mineral and petroleum industries generating prosperity, safely

State Outcome 1:

Stronger and cohesive regional communities and economies

Regional Development and Programs, Regional Precincts Group, Office of the Cross-Border Commissioner, Regional Delivery Unit, Commercial, and Strategy, Corporate and Performance work together to deliver this outcome. It focuses on 6 key areas:

- employment growth
- economic development and diversification
- community wellbeing
- regional housing
- equity in service delivery and Aboriginal outcomes
- resilience and recovery.



A family enjoying the Wiradjuri Park in Dubbo.

State Outcome 2:

Stronger primary industries

We maximise outcomes for NSW primary industries, the communities they support and the resources they rely on, both today and for the future. DPI drives the growth and resilience of the primary industries sector by focusing on 6 key areas:

- biosecure industries and environment
- economic growth
- sustainable resources and productive landscapes
- carbon neutrality and climate resilience
- food safety and animal welfare
- response capacity.



A farmer herding sheep near Armidale.

State Outcome 3:

Mineral and petroleum industries generating prosperity, safely

Mining, Exploration and Geoscience, including the NSW Resources Regulator, leads delivery of this outcome through programs that provide certainty to industry and local communities about the future of mining in NSW, and support industry to understand and fulfil its obligations. We support and grow responsible mining and exploration across regional NSW by:

- supporting industry growth and investment in the mining sector
- environmental sustainability
- safety.

The 5 key areas that support delivery are:

- developing leading-practice policy, legislation, and guidance to support the responsible development of mineral and petroleum resources
- delivering efficient and effective titles assessment and administration that is robust, transparent, and customer-focused
- providing high quality geoscientific information and advice to assist decision making and support investment
- regulating work, health and safety and mine rehabilitation to encourage compliance and grow confidence in the sector
- supporting delivery and decision making, to drive positive outcomes for industry and communities.



Two men completing paperwork in an underground mine.

Management and Structure

Our Leadership Team

As at 30 June 2023

Secretary

Gary Barnes

(Until 14 August 2022).

Rebecca Fox

(Since 15 August 2022)

Leads the Department of Regional NSW and is responsible for its operations, performance and delivery against the Outcome and Business Plan.

CEO Mining, Exploration and Geoscience

Georgina Beattie

Supports safe and sustainable investment and certainty for the mining sector and regional communities, through determining access to mineral and petroleum resources, providing geoscience information, ensuring effective strategy, policy and legislation, and maintaining robust risk-based decision making for safety and environmental compliance.

Deputy Secretary, Strategy, Corporate and Performance

Fiona Dewar

Identifies the problems, connects the players, and develops the solutions for decision-makers.

Data-informed, evidence-based policy advice to get the right outcomes for the regions. Making the case for bold reforms.

Focuses on strategic and value-add corporate services that include 4 streams: People; Finance, Procurement, Property and Fleet; Legal and Governance; and ICT.

NSW Cross-Border Commissioner

James McTavish

Advocates for over 2 million Australians who live and work near a NSW border and works with government agencies to identify, analyse and resolve complex and long-standing cross-border issues.

Deputy Secretary, Commercial

David Witherdin

NSW Public Works is the delivery powerhouse behind some of NSW's most crucial infrastructure projects. The Soil Conservation Service provides end-to-end services in environmental construction and consulting.

Together they form the Commercial Group - the trusted NSW Government partner in program management and project delivery for everything from major projects, and disaster response to local projects that communities want and need.

Director General, Department of Primary Industries

Scott Hansen

Plays a central role in driving a strong primary industries sector. Works across industries and with communities and has a clear focus on productivity, growth and ensuring the sector's sustainability for the benefit of all NSW citizens.

Committed to innovation, safe and secure food supply, and industry support and development programs and, with a presence across the state, is ideally positioned for success.

Our Leadership Team Cont.

Deputy Secretary, Regional Development and Programs

Chris Hanger

(until 29 January 2023)

Jonathan Wheaton (Acting)

(since 30 January 2023)

The NSW Government's eyes and ears on the ground for regional development and infrastructure delivery, providing multi-agency coordination, program and grant funding, community planning and coordination, and emergency response delivery. Regional Development and Programs plays a crucial leadership and community-facing role to support improved outcomes in economic development and community wellbeing for regional NSW.

Deputy Secretary, Regional Precincts

Rebecca Fox

(until 14 August 2022)

James Bolton

(since 15 August 2022)

Leads delivery of the Snowy Hydro Legacy Fund from strategic development through to project delivery. Priorities include Special Activation Precincts, Regional Job Precincts, Regional Digital Connectivity, and water security. Incorporates the Regional Growth NSW Development Corporation, responsible for delivering Special Activation Precincts.

Executive Director, Office of the Secretary

Harriet Whyte

(until 16 April 2023)

Adam Tyndall (Acting)

(since 17 April 2023)

Responsible for providing high-quality and strategic advice, support and communications to our Ministers, our Secretary and executives, and leading the Department of Regional NSW to engage effectively with stakeholders on regional issues.

The Department of Regional NSW and its wider group of agencies delivered a diverse range of programs and activities towards our 3 State Outcomes

Reporting on our performance helps us to assess the effectiveness of our work towards realising our vision and these outcomes for our stakeholders and customers. This section provides an overview of highlights, key areas of expenditure and performance results for each delivery group, grouped by State Outcome for the period 1 July 2022 to 30 June 2023.

Other Regional NSW agencies in 2022-23 include:

- Local Land Services (LLS)
- Regional Growth NSW Development Corporation
- Rural Assistance Authority
- NSW Food Authority
- Northern Rivers Reconstruction Corporation.

Each of these agencies releases an annual report with an overview of its 2022-23 performance and operations.

The Department of Regional NSW also partners with LLS to support the State Outcome 'productive and sustainable land use'. For further details on the work of LLS go to lls.nsw.gov.au

1

Stronger
and cohesive
regional
communities
and economies



Regional Precincts Group



From top: Narrabri CBD, Two men working happily at a grain facility.

What we are delivering

The Regional Precincts Group (RPG) includes the Regional Growth NSW Development Corporation (RGDC), which is a general government business, the Regional Digital Connectivity Program and the Office of Regional Economic Development (ORED).

RPG is responsible for the delivery of the \$4.2 billion Snowy Hydro Legacy Fund (SHLF) infrastructure program that will create jobs and drive long-term economic prosperity to regional NSW and the \$145 million Regional Investment Activation Program (RIAP).

The SHLF's key programs include:

- Special Activation Precincts to build thriving business hubs that will boost investment and create jobs
- Regional Job Precincts to deliver local planning reform for local councils to drive growth and create jobs in Albury, South Jerrabomberra, Richmond Valley and Namoi
- Regional Digital Connectivity Program to deliver metropolitan-equivalent connectivity and pricing to rural and regional NSW enabling a faster and more reliable service.

Special Activation Precincts are delivered with cross-sector cooperation including the NSW Department of Planning and Environment (DPE) which manages the master planning and the RGDC which is responsible for the delivery of successful precincts. Precincts have been announced for Parkes, Wagga Wagga, Moree and Snowy Mountains.

ORED has responsibility for investment attraction, promotion and strategy across regional NSW in collaboration with key partners. It is also responsible for the delivery of the Regional Investment Activation Program (RIAP) to drive investment in priority precincts across regional NSW. ORED is a fully dedicated regional investment promotion agency in Australia and a leader in the field.

Highlights from 2022-23

Special Activation Precincts

Parkes precinct

Pre-planning discussions commenced on the \$18 million development by Stephens Group Limited with RGDC's Planning Services team. The first Activation Precinct Certificate for the subdivision was issued which sets out the sites for the highway service centre and the commercial business park. Masterpet, the precinct's first new business officially opened its doors. Masterpet is an \$82 million state-of-the-art pet food manufacturing facility, which has created 60 new jobs.

Three groups were shortlisted to submit proposals to deliver an energy from waste facility.

The project is estimated to exceed \$500 million in capital expenditure and create more than 400 jobs during the development phase.

11 Activation Precinct Certificates were issued for development including an intermodal extension.

Delivery of enabling infrastructure progressed, with more than 50% complete, including:

- construction of 2 new railway overpass bridges significantly underway
- 3.4 million litre potable water reservoir completed that will secure the water needs of precinct businesses
- road upgrades including Brolgan Road to improve safety and precinct access.

An Environmental Management System (EMS) was developed to ensure the precinct achieves its sustainability goals, aligned with the UNIDO Eco-Industrial Park Framework.

- The EMS will be supported by a Circular Economy Strategy and Net Zero Roadmap aligned with the government's Net Zero targets.
-

Wagga Wagga precinct

Stage A construction is well progressed, delivered by delivery partner Wagga Wagga City Council. Works commenced adjacent to the Riverina Intermodal Freight and Logistics (RiFL) Hub, to activate prime land to drive investment and growth.

Two Activation Precinct Certificates were issued.

Moree precinct

The delivery plan was exhibited and finalised, setting out the criteria for design, landscaping, infrastructure planning, delivery and development assessment.

A water access licence has been purchased to secure water supply for the precinct.

Snowy Mountains precinct

Work commenced on the delivery plan and development control plans that will set out the staged delivery for the precinct.

Acquisition of approximately 580ha land is under contract for the delivery of diverse and affordable housing, the Mountain Bike and Adventure Park and the Southern Connector Road.

Highlights from 2022-23

Regional Job Precincts

The Albury draft master plan was placed on public exhibition.

Scoping and technical studies were completed for South Jerrabomberra.

Innovative air, noise and odour modelling and policy analysis has been completed to help inform strategic planning for intensive agriculture in the Namoi region.

Flood modelling, infrastructure analysis and heritage studies have been undertaken for the Richmond Valley.

\$448 million Regional Digital Connectivity Program

Farms of the Future

The Farms of the Future Program delivered training and agricultural technology (AgTech) extension activities to over 600 farm businesses.

24 farm businesses applied for grant assistance, of up to \$35,000 per business, between opening months of March to June 2023. The Agtech catalogue was made accessible online showcasing over 1800 products from 50 suppliers as at June 2023.

Mobile Coverage Project

8 telecommunications companies completed the Active Sharing Partnership design program, a first of its kind in Australia.

\$5.5 million awarded to Pivotel and OneWifi to deliver active sharing solutions in Brewarrina and Wilcannia

5 small-cell mobile phone towers were installed on the Snowy Mountains Highway to improve safety during the construction of Snowy Hydro 2.0.

A contract was executed to install 22 new mobile sites co-investing with the Commonwealth through the Mobile Blackspot Round 5A program.

Internet Connectivity

\$11.2 million awarded to Opticomm to deliver high-speed fibre internet service to over 1400 properties in Wamboin, Bywong and Sutton.

\$2.6 million awarded to NBN Co to deliver fixed wireless internet to the communities of Cobar, Nyngan, Trangie, Warren and Narromine.

\$50 million awarded to NBN Co as first successful grant recipient to upgrade 46 regional NSW locations with fast and reliable fixed wireless internet.

Highlights from 2022-23

Office of Regional Economic Development

The Regional NSW Investment Attraction Strategy 2022-2027 was released and is projected to drive \$1 billion in investment and create 15,000 jobs over 5 years.


Bespoke workforce development solutions and training support provided for 20 manufacturing businesses in regional NSW.

Workforce Development Industry Strategies developed for AgTech, battery manufacturing, food processing and waste and recycling industries.

Opportunity statements created for key target industries including sustainable aviation fuel, alternative proteins, battery manufacturing, hydrogen, renewables component manufacturing, waste and recycling, and controlled environment horticulture.

An investor portal was developed with economic data for Special Activation Precincts and 129 LGAs.

New Invest Regional website launched to highlight opportunities and drive investment into regional NSW www.investregional.nsw.gov.au.



Worker inspects a shipping container in a grain transport facility.

Soil Conservation Service



What we are delivering

Key services and programs for 2022-23

The Soil Conservation Service provides on-ground delivery of:

- natural resource project management
- marine and coastal rehabilitation
- riverine and creek rehabilitation
- mine remediation and rehabilitation
- walking tracks and fire trails
- erosion and sediment control
- agricultural services.

From top: Mountain bikers riding on track near Armidale, Shoal Bay Beach.

Highlights from 2022-23

686 on ground projects

In 2022-23 the Soil Conservation Service completed 686 projects aligned with the State Outcome of stronger and cohesive regional communities and economies to benefit the community and environment. These projects were delivered for state government, local government, utilities and private sector clients with the broad focus being to protect and rehabilitate our natural resources.

Notable projects for the Soil Conservation Service included the Hunter Flood Mitigation Scheme, Wambo Creek diversion, the Southern Riverworks Program, North Coast flood recovery, State-wide strategic fire trail construction and maintenance and the Ironbark Creek rehabilitation.

Ironbark Creek rehabilitation

The Soil Conservation Service worked closely with the City of Newcastle to help deliver the latest \$3 million stage of works at Ironbark Creek — Newcastle's largest tidal creek.

The work targeted a section of creek between Croudace Road, Elermore Vale and Lewis Street Oval, Wallsend and included the placement of almost 4,000 tonnes of sandstone rock, 3 new stormwater pipe outlet upgrades and more than 3,300m² of adjacent recreation area returfed.

The project saw more than 53,000 native trees, grasses and shrubs planted alongside a 350m stretch of Ironbark Creek.

The 2022-23 works complement the previous 5 stages of the project delivered by the SCS between 2010-22.

Financial performance

The Soil Conservation Service had a strong year financially, delivering an increase in revenue and margin compared to 2021-22.

Bushfire preparation fire trail and asset protection zone maintenance

The Soil Conservation Service continued to work with NSW Crown Lands and the NSW Rural Fire Service to construct and maintain the strategic fire trails network. A record investment of \$28.3 million was made to create or upgrade fire trails to the NSW Fire Trail Standard from 2022-23.

Crews removed vegetation, constructed erosion repairs, undertook drainage and soil stability work, constructed trails including vehicle passing and turning bays, positioned trail signage, and installed gates and bollards, to protect fire trails from illegal access and dumping.

Soil Conservation Service staff and contractors also played a major role in asset protection zone management for NSW Crown Lands and the Office of Strategic Lands to protect infrastructure adjacent to bushland from fires.

Highlights from 2022-23

Jenolan Caves Reserve Trust

In July 2022, Jenolan Caves Reserve Trust engaged the Soil Conservation Service as the principal contractor to lead the design and construction improvements to Blue Lake. These included de-sedimentation of the Lake and construction of a 100m boardwalk that forms part of the River Walk trail around Blue Lake.

The \$2.1 million project builds on extensive experience working with NSW Public Works on Jenolan Caves projects, including trail repairs following the 2019-20 bushfires and de-sedimentation works in August 2020 (valued at \$1.3 million) and March 2021 (valued at \$2.3 million).

Since 2019, NSW Public Works has been project managing the delivery of 8 refurbishment and construction projects (valued at \$30 million) at Jenolan Caves, in the foothills of the World Heritage listed Blue Mountains. The Blue Lake projects are a great example of the Soil Conservation Service and NSW Public Works working in partnership to deliver better customer outcomes.

Clarkes Beach remediation

2022-23 saw Soil Conservation Service staff and contractors working on the Clarkes Beach to replenish and revegetate sand dunes.

Dunes on Main Beach and Clarkes Beach had been eroded by severe weather and east coast lows. The team worked with client Byron Shire Council to restore these important community assets.

Sand was moved towards the back of the beach, which will be followed by revegetation and dune management.

The project was successfully delivered through a mix of Soil Conservation Service staff and subcontractors.

Hunter Flood Mitigation Scheme

The Soil Conservation Service continued to act as the primary contractor to DPE for maintenance of the Upper and Lower Hunter Valley Flood Mitigation Scheme.

The scheme was designed and built in 1955 to lessen the effects of flooding on both rural and urban areas, reducing flood damage by modifying flood behaviour.

The Soil Conservation Service delivered maintenance activities of scheme assets.

These included:

- levee mowing
- spraying of aquatic and terrestrial weeds
- cleaning of drains
- rehabilitation of streams in the Upper Hunter
- project design and management, construction work, assessment of environmental factors and stakeholder engagement
- floodgate repairs.

Damage arising from 2021-22 flood events led to several large scale repair works being targeted for completion between 2022 to 2024.

NSW Public Works



From top: Tradesmen working on buildings in the temporary accommodation program, staff collaborate to assist with flood relief.

What we are delivering

- Project and program management of the planning, design, procurement and construction of civil, water and building infrastructure assets across state and local government bodies.
- Sustainable infrastructure advice across the entire asset lifecycle.
- Whole-of-government construction procurement category management and expertise on construction procurement and contracts.
- Digital engineering and infrastructure advice and solutions.
- Infrastructure sector capacity building.
- Disaster recovery reconstruction works across NSW.
- Safe, secure and sustainable water supply planning and delivery for NSW Councils.

Key services and programs for 2022-23

Procurement and delivery

- NSW Public Works supported the procurement and delivery of 1,400 critical construction and infrastructure projects across all asset classes and all parts of the state, valued at close to \$5 billion for more than 300 council and NSW agency client partners.
- Helped to significantly improve the deliverability and success rate of \$270 million regional grant funded infrastructure projects, via our grant program assurance work.
- Operated NSW Government's \$1 billion facilities management contracts for security, maintenance and cleaning.
- Continued delivery of the Stoneworks Program.
- Partnered with industry and government to deliver sustainable infrastructure to provide community benefit, including installation of the largest hospital solar array in the southern hemisphere at John Hunter Hospital.
- Upskilled contracted rural and regional businesses, including Aboriginal businesses, particularly on disaster response programs.
- Partnered with more than 30 councils and local water utilities to provide regional communities with safe, secure, and sustainable water supply services.

Response and recovery efforts

The response and recovery efforts after the 2022 floods were extensive for NSW Public Works and continued through 2023. In partnership with the NSW Reconstruction Authority, NSW Public Works delivered the Northern Rivers and Western NSW flood recovery work, including:

- flood waste clean-up
- Temporary Housing Programs
- Flood Property Assessment Program
- Disaster Relief Grant housing repair.

These programs combined to provide immediate relief to flood impacted communities, but more importantly, to deliver long-term resilience and restoration. Work done on these programs will benefit impacted communities for many years to come, and lessons learned will allow agile response in future disasters.

- In the Northern Rivers region, the \$350 million Temporary Housing Program was delivered for 1,873 flood affected residents across 11 temporary housing villages in less than 9 months.
- In Western NSW 85 temporary homes were installed on properties.
- The Flood Property Assessment Program achieved 4,900 active registrations across 62 LGAs.
 - All received free, detailed assessment reports, including a comprehensive scope of repair works and an estimate of repair costs.
 - 33 houses were demolished under the program.
- The Disaster Relief Program approved 238 residential properties for Disaster Relief Grants to help repair structural damage or replace household items.

Highlights from 2022-23

Sustainable housing

NSW Public Works has played an integral role in providing sustainable housing solutions to communities across the state, meeting a range of different needs, and delivering environmental and social benefit.

To improve accommodation options for key health workers in rural areas, NSW Public Works partnered with Hunter New England and Western Area Local Health Districts (LHD) in a \$30 million Key Health Worker Housing pilot program. The program provided prefabricated, self-contained accommodation on hospital sites. By June 2023, 45 multi-bed modular homes had been built on 12 hospital sites across the Hunter New England LHD, and 27 units were in progress across 9 sites in the Western LHD.

When floods hit in Northern NSW in 2022, the expertise and earnings gained from the key health worker housing project were utilised to mobilise a temporary housing response in record time. The Northern Rivers Flood Response Temporary Housing Program delivered:

- temporary housing for 1,873 flood affected residents
- 11 separate, fully serviced, powered and sewered temporary housing villages constructed across 5 LGAs, allowing residents to remain in or close to their communities
- a total of 546 separate modular dwellings constructed and commissioned
- an additional 64 caravans installed across 3 of the 11 sites
- the supply agreement for the provision of caravans for this project was used as the basis for an additional 300 vans for the Caravans at Home Program
- more than \$82 million (more than 54%) of project construction spend was achieved through engagement of local trades and subcontractors
- lessons learnt from this program were shared with the Western Australian Government for use in their flood recovery efforts.

Following flooding in Western NSW in November 2022, the Pods on Private Property Program was rolled out using lessons learned from the Northern Rivers Temporary Housing Program. The pods program was rolled out in Eugowra, Canowindra, Cudal, Molong, Toogong, Parkes, Tichborne and Forbes and has so far delivered 85 temporary homes onto people's properties. These homes will be on location for 2 years. Under the program 20 damaged homes have been demolished.

Teacher and police housing has also received a boost through a partnership between NSW Public Works, the Teacher Housing Authority of NSW and the Department of Regional NSW Key Worker Housing team. NSW Public Works was instrumental in providing condition assessments and pre-purchase inspections of the acquisition component of the program while also overseeing procurement and installation of new transportable dwellings. The program delivered the major refurbishment of 30 teacher and police properties across the NSW Far West and Riverina areas.

Tweed Rail Trail

The Tweed section of the Rail Trail is a 24km shared pathway from Murwillumbah to Crabbes Creek. It includes 26 bridges and passes through 2 tunnels, one of which is over 500m long. NSW Public Works provided project management advice to the \$14.3 million project which was funded by the NSW and Australian Governments. Building the Rail Trail, which runs alongside 77 properties, involved extensive engagement with the community.

Highlights from 2022-23

Powerhouse Museum Discovery Centre

The expansion of the Powerhouse Museum Discovery Centre is nearing completion as part of the bigger Powerhouse Museum renewal. The expansion includes a new 8,000m² building, creating a 30% larger storage area and providing a new level of access to the Powerhouse collection for the community. NSW Public Works is partnering with the Powerhouse Museum to manage the design and delivery of the project.

Bay Pavilions – Art and Aquatic

The \$63.5 million Bateman’s Bay multi-purpose facility was built to provide a one-stop-shop for community arts and activity. The Bay Pavilions – Art and Aquatic encompasses an indoor multi-pool aquatic centre, state-of-the-art gym and 350-seat performance space, joined by an art gallery walk that houses visitor information. It is an inclusive, accessible and diverse community precinct that has become a focal point for the region.

NSW Public Works won the Regional NSW Project award for the project at the 2022 Institute of Project Management’s Achievement Awards.



The Bay Pavillions Art and Aquatic Centre, Bateman’s Bay.

Office of the Cross-Border Commissioner



What we are delivering

NSW shares borders with 4 jurisdictions: South Australia, Queensland, Victoria, and the Australian Capital Territory (ACT).

The Office of the Cross-Border Commissioner (the Office) advocates for improved outcomes for over 2 million Australian residents who live and work either side of NSW borders.

Following several challenging years for the communities we advocate for and the Office, there has been a welcomed and renewed focus on the Office's core work. This has included Memoranda of Understanding, and deliberate and targeted engagement across a range of NSW Government activities, including Cabinet proposals, policy issues and recovery activities, to ensure that agencies 'ask the border question'.

From top: Lake Hume Bridge, Albury CBD.

Key services and programs for 2022-23

- Delivering better coordination between NSW and the ACT, Queensland, and Victoria through Cross-Border Memoranda of Understanding and collaborative forums to ensure better outcomes for the 620,000 NSW residents who live, work, and do business on the NSW side of these borders.
- Proactively collaborating with colleagues across NSW Government to incorporate consideration of border communities into development of programs, processes, and policy. Encouraging NSW agencies to 'ask the border question,' is aimed at delivering on our vision of equitable access to opportunities and service delivery for people and businesses in cross-border communities.
- Engaging with NSW Government agencies to ensure cross-border community considerations were included in key decisions. Our work has improved consideration of cross-border issues in a range of strategies including the Early Years Strategy, the NSW Women's Strategy 2023-2026, and the NSW Regional Health Strategic Plan 2022-2032.
- Investment in evidence-based decision making through baseline studies to quantify the cost of dual-regulatory regimes on cross-border communities and developing the first of a series of data profiles of cross-border LGAs.
- Leading activity to develop a placed-based approach to improve Aboriginal outcomes in vulnerable cross-border communities, with agreed governance arrangements to address issues of recidivism, youth crime, social disadvantage, and economic opportunity.
- Targeted engagement to record the experiences of cross-border communities during COVID-19 designed to improve alignment of cross-border emergency management and emergency response, including better communication and information sharing, both with communities and between combat agencies during incidents.

Regional Development and Programs



What we are delivering

Regional Development and Programs (RDP) provides on-the-ground leadership and place-based programs and initiatives to support regional priorities.

RDP brokers solutions to complex problems, drives economic development and co-ordinates government and private sector investment in regional communities, making regional NSW a better place to live, work, invest and stay.

RDP plays a vital role in delivery of recovery and resilience programs to ensure disaster affected communities emerge stronger, more resilient and better prepared for future events.

RDP also works in partnership with Aboriginal communities in regional NSW to promote and deliver culturally strong, Aboriginal-led economic development programs and initiatives aimed at delivering on NSW Closing the Gap reforms.

From top: Regional Youth Taskforce members collaborate on ideas, workers in a meat cooperative factory in Casino.

Regional Development and Programs

Key services and programs for 2022-23

- Development and implementation of regional growth and recovery programs.
- Development and implementation of Aboriginal-led economic development programs and initiatives.
- Development and implementation of programs for children and young people in regional NSW.
- Administration of grant programs, including contracting, delivery monitoring, assurance and acquittal.
- Implementing best practice program administration and evaluation.
- Facilitating regional governance and co-ordination of whole-of-government initiatives and issues resolution in regional NSW.
- Portfolio support for 5 regional Ministers.

Highlights from 2022-23

Regional Aboriginal Partnerships Program

In its first year Regional Aboriginal Partnerships Program (RAPP) is responsible for the advancement of Aboriginal communities in regional NSW through place-based, culturally strong and Aboriginal-led economic development programs and activities. In 2022-23 RAPP delivered 30 state-wide or local initiatives and activities.

Regional Development

Worked with EnergyCo, NSW Government agencies and local councils across all regions to support delivery of Renewable Energy Zones (REZs). The regional teams, in partnership with EnergyCo, worked with stakeholders in each REZ to address workforce, housing, skills, transport and other delivery issues.

Coordinated the NSW Government engagement with BlueScope in development of their Port Kembla master plan to capitalise and leverage multi-million dollar private investment to deliver positive social and economic outcomes for the Illawarra Shoalhaven region.

Continued its whole-of-government leadership role, working across all levels of government to address important community challenges, including for the Captains Flat Taskforce, Stockton Beach Taskforce, Nowra Riverfront Taskforce, and several other place-based initiatives.

Royalties for Rejuvenation Fund

Provisions under the Mining Act 1992 establishing the Royalties for Rejuvenation Fund and Expert Panels commenced in November 2022. Expert Panels were established in each of the 4 affected coal mining regions (Hunter, Central West, North West and Illawarra) and they have all met at least 4 times by 30 June 2023.

Highlights from 2022-23

Regional Growth Programs

Regional Growth Fund

RDP continued to administer the Regional Growth Fund which, since 2017, has invested nearly \$2.7 billion across 3,300 projects in every corner of regional NSW.

Programs delivered in 2022-23 included:

- Stronger Country Communities Fund Round 5
- Business Case and Strategy Development Fund
- Resources for Regions Round 9
- Regional Tourism Activation Fund Round 2

Table 1: Regional Growth Program funds

Program	Funding paid in 2022-23
	\$17,762,938
Business Case and Strategy Development Fund	
	\$47,063,991
Drought Stimulus Package	
	\$6,560,591
Regional Communities Development Fund	
	\$3,957,814
Regional Events Acceleration Fund – Round 1	
	\$800,000
Regional Growth, Environment and Tourism Fund	
	\$20,488,948
Regional Tourism Activation Fund	
	\$144,145,714
Resources For Regions	
	\$158,962,426
Stronger Country Communities Fund	
Total:	
	\$399,742,422

Highlights from 2022-23

Other programs

Throughout 2022-23 RDP also administered the investment of \$53.7 million across 325 projects supporting economic growth, job creation and stimulus of regional communities across NSW.

These programs included:

- Regional Events Acceleration Fund – Round 2
- Reconnecting Regional NSW – Community Events
- Regional Skills Relocation Grant
- Regional Jobs Creation Fund Round 1 & 2.

Table 2: Other RDP programs

Program	Funding paid in 2022-23
	\$2,166,040
Deputy Premier's Discretionary Fund	
	\$389,704
My Community Project	
	\$692,298
Country Show Support Package	
	\$17,607,223
Reconnecting Regional NSW – Community Events Program	
	\$6,910,512
Regional Events Acceleration Fund – Round 2	
	\$25,868,285
Regional Job Creation Fund – Round 1 and 2	
	\$57,437
Regional Skills Relocation Grant	
Total:	
	\$53,691,499

Highlights from 2022-23

Regional Recovery programs

Recovery programs support local economies and communities to recover and rebuild following disasters. RDP worked closely with the NSW Reconstruction Authority, the Northern Rivers Reconstruction Corporation and the National Emergency Management Agency.

During 2022-23, RDP continued the delivery of the following programs:

Bushfire Local Economic Recovery Fund providing more than \$500 million to support the recovery of bushfire-affected communities, strengthen community resilience and reduce the impact of future natural disasters in local and regional communities

Bushfire Industry Recovery Package providing \$140 million to support targeted primary industries impacted by the bushfires to rebuild, recover and regrow

Storm and Flood Industry Recovery Package providing \$80 million in targeted assistance to support the recovery, rebuilding and resilience of primary producers and industries that were significantly impacted

Community Local Infrastructure Repair Package delivering \$50 million to support the repair, restoration and enhancement of community infrastructure directly damaged by the 2021 floods

Primary Industry Support Package providing \$150 million to support the recovery, rebuilding and resilience needs of significantly impacted primary producers and industries

Northern Rivers Business Support Package delivering \$159.3 million to support businesses and commercial property owners in the Lismore, Richmond Valley, Tweed, Ballina, Byron, Kyogle and Clarence Valley LGAs

Community Infrastructure Recovery Package providing \$207 million to support the social recovery of targeted flood affected LGAs for the repair, restoration and betterment of directly damaged community, cultural, sporting and Aboriginal owned infrastructure. This project is managed in partnership with Create NSW, the NSW Office of Sport and NSW Aboriginal Affairs

Infrastructure Betterment Fund providing \$200 million to support the repair and rebuilding (to a more resilient standard) of public assets directly damaged by the 2019-20 NSW bushfires, February and March 2021 storm and floods, and February and March 2022 NSW severe weather and flooding events.

Table 3: Regional Recovery programs

Program	<i>Funding paid in 2022-23</i>
	\$41,661,618
Anchor Business Support Grant Program	
	\$437,990
Bushfire Community Resilience and Economic Recovery Fund	
	\$60,425,090
Bushfire Local Economic Recovery Fund	
	\$39,281,559
Community Local Infrastructure Recovery Program	
	\$124,854
Critical Producer Grant	
	\$1,085,206
Hardwood Timber Haulage Subsidy Program	
	\$3,835,000
Infrastructure Package for COVID-19 Impacted Communities	
	\$9,671,000
Regional Recovery Partnerships	
	\$11,302,263
Sector Recovery and Resilience Grant	
	\$27,344,000
Supply Chain Support Program	
	\$17,878,849
Bushfire Industry Recovery Package	
Total:	\$213,047,429

Highlights from 2022-23

Office for Regional Youth

The Office for Regional Youth provides strategic policy advice and delivers projects to support the immediate and longer-term needs of young people in regional areas. Programs included:

Regional Youth and Community Co-ordinator Initiative, now in its second year, is building community networks to improve the wellbeing, resilience, community and whole-of-government response to social and economic outcomes for regional youth.

Regional Youth Grants Programs support locally led community events and social, sport and recreation programs focusing on children and young people aged 0-24 years, with 372 programs funded in 2022-23 and 90 completed by 30 June 2023.

Our Region Our Voice –Regional Youth Investment Program is aimed at improving the lives and wellbeing of youth in line with identified areas, with 67 programs approved for funding in 2022-23.

Holiday Break Program offers young people opportunities to connect, socialise, learn new skills and have fun during the NSW school holidays by delivering a range of free and subsidised recreational activities.

Regional Youth Taskforce

The Regional Youth Taskforce (Taskforce) is in its fourth year. The current Taskforce comprises 18 young people aged between 12-24 living in regional NSW. The Taskforce advocates for youth in their communities and continues to be engaged on government policy and programs.

Table 4: Office for Regional Youth programs

Program	Funding paid in 2022-23
	\$6,339,883
Children and Young People Wellbeing Recovery Initiative	
	\$97,589
Regional Youth – Minister’s Discretionary Fund	
	\$6,714,000
Regional Youth -Holiday Break Program	
	\$20,446,155
Our Region, Our Voice -Regional Youth Investment Program	
	\$139,568
Regional Youth Radio Program	
Total:	\$33,737,195

Strategy, Corporate and Performance



From top: A family enjoy a bike ride near Tumbarumba, a music teacher instructs a student at Dubbo Public School.

What we are delivering

The Strategy, Corporate and Performance (SCP) Group delivers data-informed, evidence-based policy advice to get the right outcomes for the regions. We identify the problems, connect the players and develop solutions for decision makers.

Key services and programs for 2022-23

- Data analytics and insights to provide a robust evidence base for policy and program development for regional NSW.
- Contributed to improved portfolio delivery and performance through planning, performance analysis and insights, and evaluation.
- The corporate services branches of Legal and Governance, Finance, Procurement, Property and Fleet, ICT and People also sit within the SCP Group.

Strategy and economic policy

SCP provided:

Policy advice, qualitative, quantitative and options analysis on policy issues impacting economic growth in regional locations including economic transition.

Sector-specific strategic planning to drive economic activity and improve economic resilience.

Whole-of-government work to prepare regional communities and industries for drought.

Whole-of-department views on policy issues, such as land-use planning, regulatory impacts for industry, natural resources, and infrastructure planning and investment.

Regional liveability

Essential workers were supported through an integrated suite of programs:

Procured 4 different delivery models for The Welcome Experience concierge service to support essential worker attraction in 8 pilot locations.

Cross-agency collaboration was utilised to promote attraction of essential government agency employees to regional communities.

Early design and development of an attraction campaign to be launched in late 2023.

Regional delivery

Aboriginal Outcomes embedded Aboriginal inclusion into the Department of Regional NSW's core processes to deliver on better outcomes with Aboriginal people, communities and businesses.

Worked across government and communities to support social inclusion and participation using place- and strengths-based approaches in community, including projects related to digital connectivity, better governance for Aboriginal entities, increased Aboriginal procurement and on-Country sustainability.

Regional Housing delivered multiple initiatives to support Key Worker Housing delivery in regional communities.

Collaborated with other agencies, councils and industry to directly support regional housing supply, including:

- development of draft Regional Housing Delivery Plans across 29 Functional Economic Regions
- coordinated the identification of potential locations for new housing development on public land in regional communities
- delivery of a short-term rental accommodation availability model and completed site-specific case studies in 4 regional locations.

Two Build-to-Rent feasibility studies to support delivery of pilot programs.

Highlights from 2022-23

Strategy and economic policy

Updates to the Regional Economic Development Strategies for 38 Functional Economic Regions were published in March 2023. These strategies apply qualitative and quantitative data to help guide and prioritise investment across the regions.

The Regional Drought Resilience Planning Program was launched in December 2022 with regional council organisations. This program is co-funded with the Australian Government's Future Drought Fund and will build drought preparedness in communities ahead of the next drought.

The Adventure Cycling Strategy was launched in 2022 with the aim of supporting investment in off-road cycling tracks and improving evidence around supply and demand for this industry.

In 2023 the Department of Regional NSW supported early planning for the Government's election commitment to establish local authorities in coal mining communities. The authorities will work in partnership with the Royalties for Rejuvenation Regional Expert Panels to guide the transition from a coal-based economy toward other economic activity and employment.

Regional liveability

The Welcome Experience service was launched in 8 regional locations to support essential workers:

- NSW Department of Education employees, including primary and secondary school teachers and non-teaching staff
 - NSW Department of Education employees, including primary and secondary school teachers and non-teaching staff
 - NSW Health employees, including nurses, allied health professionals, ambulance staff, visiting medical officers and specialists employed through the Local Health Districts
 - NSW Police Force employees
 - NSW Department of Communities and Justice employees
 - Fire and Rescue NSW employees.
-

Highlights from 2022-23

Data and Performance

Developed and implemented a significant upgrade to the Regional Knowledge Base. This is an internal data and insights visualisation platform that makes it easier to use evidence to drive the development of data-informed policy and programs.

Developed and implemented the Drought Signals data and insights platform. The platform will allow government decision-makers, including local councils, timely access to a wide range of relevant indicators on the progress and impacts of drought in local communities.

Developed a customer experience strategy for the Department of Regional NSW. The strategy was developed to inform best practice customer experience across the portfolio for the benefit of individuals, businesses, and other organisations across regional NSW.

Developed a Treasury-approved methodology to measure business case impacts on regional areas - Quantifying Regional Impacts (QRI). This initiative supports evidence-based policy making and the Department of Regional NSW's role of advocating for regional communities.

Regional Delivery

Launched 2 important inclusion strategies: the Aboriginal Outcomes Communications Strategy 2022 - 2025 and the Aboriginal Employment Strategy 2022 - 2025.

Integrated a new Aboriginal data domain within the internal Regional Knowledge Base.

Delivered of 82 additional homes for key workers and 2 additional sites for further homes, in collaboration with delivery partners as part of the Key Worker Housing Program.

Commenced the Wilcannia Place-and Strength-Based Project.

Table 5: The Welcome Experience service delivery

Program:

Funding paid in 2022-23

\$ 1,507,038

The Welcome Experience service delivery

2

Stronger
primary
industries



Department of Primary Industries



What we are delivering

DPI seeks to maximise outcomes for NSW primary industries, the communities they support and the resources they rely on, both today and into the future. Under State Outcome 2: Stronger primary industries, we are driving the growth and resilience of the primary industries sector through:

- targeted program delivery
- investment in critical infrastructure
- policy development
- compliance operations
- research and development
- meaningful engagement with stakeholders.

From top: A shipping container is relocated in an industrial facility, a look inside an agricultural research greenhouse.

Key services and programs for 2022-23

DPI delivered programs that drive stronger primary industries through 6 strategic outcomes.

Economic growth

Primary industries benefit the wider community while underpinning growth and resilience in regional communities. DPI worked to improve access to a capable workforce, support high value new and emerging industries, develop zero waste and circular economy opportunities, drive the use of food for improved health, and partner for productive, efficient and resilient food and fibre supply.

Sustainable resources and productive landscapes

For primary industries to be strong in the long term, the natural resources they access and rely on need to be effectively managed. DPI worked to assess and monitor natural resource health, govern natural resource use through modern policy and frameworks, regulate natural resource access and improve the quality of the natural resource base.

Biosecure industries and environment

DPI is responsible for administering NSW biosecurity legislation, ensuring industries and the environment are protected from the threat of incursion, and for responding rapidly and effectively to minimise potential impacts. 2022-23 saw increased risks to the state's biosecurity, which were mitigated with ongoing surveillance, monitoring, effective preparation and responsive action.

Carbon neutrality and climate resilience

Primary industries can make a significant contribution to the goal of net zero emissions. DPI worked to expand options for cost-effective emissions reductions or avoidance, increase carbon storage and sequestration, increase adoption of energy efficient and renewable energy technologies and to quantify vulnerability and opportunities while supporting adaptation.

Food safety and animal welfare

DPI worked with industry to prepare for and reduce the occurrence of food safety risks, respond to and contain foodborne illnesses and food incidents, improve the welfare of animals, and ensure community expectations around animal welfare were met.

Response capacity

DPI supported the primary industries sector through adverse events in 2022-23 including floods, bushfire and plant and animal biosecurity emergencies, ensuring the impacts were minimised. DPI also worked to help stakeholders build resilience.

Highlights from 2022-23

Economic growth

The preliminary estimate for the Gross Value of Production (GVP) of NSW primary industries is \$20.7 billion in 2022-23. This result is the second highest on record for the sector (a 9% decline on last year's record levels). The result reflects the continued strength of the NSW primary industries sector, which has faced many significant threats over recent years ranging from extreme weather to biosecurity threats, to build a more resilient and economically robust sector.

DPI's Tocal College, Australia's leading provider of specialised training to rural industries, continued to support the workforce needs for primary industries. The delivery of the \$15 million AgSkilled 2.0 Government-funded, industry-led program saw 1,776 participants trained in 283 different courses at 83 locations across NSW. Tocal College produced 209 graduates in 2022-2023 and had 4,245 participants in skills training across 116 locations.

Sustainable resources and productive landscapes

Fish produced by DPI's hatcheries are stocked into waterways across NSW, supporting important recreational fisheries and boosting populations. DPI's Fisheries Institutes produced 126,000 juvenile mulloway and a record 1.28 million Murray cod.

The draft Marine Park Network Management Plan was developed with extensive input from local advisory committees from Cape Byron, Solitary Islands, Port Stephens-Great Lakes, Jervis Bay and Batemans Marine Parks.

DPI, in partnership with the Aboriginal community in the Tweed area, commenced a trial of an Aboriginal cultural fishing Local Management Plan (LMP) providing greater opportunities for community co-management of fisheries, including aspects of self-regulation.

The Forestry Regulation 2022 commenced on 1 September 2022, consolidating streamlined regulatory arrangements for apiary and grazing permits in state forests.

As part of the delivery of the NSW Agriculture Commissioner's recommendations into addressing land use conflict, DPI engaged 22 planning professionals in a pilot training course and held multiple webinars to assist local and state government and industry to better manage land use conflict.

Biosecure industries and environment

The NSW Biosecurity and Food Safety 'One Health' Strategy 2022-2030 was launched to deliver optimal biosecurity and food safety outcomes. DPI engaged in major biosecurity responses and preparedness work.

The Varroa mite detection at sentinel hives at the port of Newcastle in June 2022 led to the establishment of a state-wide emergency order. Throughout 2022-23 DPI worked closely with beekeepers, industry and government conducting eradication and surveillance activities.

The detection of white spot disease in 3 northern NSW prawn farms led to a Control Order restricting the movement of raw, uncooked decapod crustaceans and polychaete worms from the Clarence River control zone.

Foot-and-mouth disease (FMD) and lumpy skin disease (LSD) preparedness covered 30 saleyards and included 256 inspections. This represents a coverage of 11,317 properties through this surveillance. Five LSD investigations were undertaken with 100% negative results.

DPI also commenced work on a world-first mRNA vaccine development research project, aimed at protecting against exotic livestock diseases, such as FMD and LSD.

Highlights from 2022-23

The world class analytic and diagnostic facilities at DPI Elizabeth Macarthur Agricultural Institute conducted over 2,373 emergency animal diseases tests and 1,002 emergency plant pests/diseases tests to confirm exclusion/presence of notifiable diseases to support surveillance outcomes and ensure that biosecurity diagnosis is rapid and accurate.

DPI conducted 3,759 audits and 4,561 inspections, and received 3,499 complaints, to monitor compliance with the Food Act 2003, Biosecurity Act 2015, Animal Research Act 1985, Exhibited Animals Protection Act 1986 and the Hemp Industry Act 2008.

DPI, in close consultation with industry, developed an implementation plan for NSW to transition to electronic identification for sheep and goats, in-line with the national agreement.

DPI partnered with Grains Research and Development Corporation (GRDC) on a \$1.5 million project to provide growers with a real-time disease surveillance and diagnostic service. DPI also led a \$2.47 million project with GRDC improving central and southern NSW growers' understanding and management of fusarium crown rot.

Carbon neutrality and climate resilience

The \$29.2 million Primary Industries Climate Change Research Strategy was completed in 2022-23. The Strategy combined applied research with 20 on-ground pilots to develop and test options to support the continued growth of primary industries under climate change.

DPI established a suite of projects researching how pastures, genetics and feed additives can reduce methane production in livestock.

Food safety and animal welfare

263 urgent food safety complaints were received and 100% were responded to within 24 hours of receipt. 76% of these complaints related to reports of foodborne illness with a further 15% being critical labelling issues involving an allergic reaction to an undeclared ingredient.

To promote education and awareness relating to emergency animal diseases, DPI distributed 70,000 'Glovebox Guides' on biosecurity, emergency animal diseases and transporting livestock to targeted stakeholders, and sent over 600 'Fit for Transport' and 'Bobby Calf Welfare' signs to NSW saleyards.

Response capacity

DPI led the Agriculture and Animal Services Functional Area (AASFA) response to floods and bushfires, responding to 1,148 requests for assistance. In total, DPI engaged in 7 emergency responses, which were activated and stood up within 24 hours. These were for: Varroa mite, coastal severe weather and flooding (July), white spot disease (August-September, February-June), inland flooding (August-January), brown marmorated stink bug (January), Central West bushfires (March 23), and *Salmonella enteritidis* (May 23).

DPI supported primary producers to build their capacity and resilience through the Rural Recovery Support Service, Farm Business Resilience Program and Young Farmer Business Program across more than 2000 workshops, events and coaching sessions.

3

Mineral and
petroleum
industries
generating
prosperity,
safely



Mining, Exploration and Geoscience



From top: Workers performing an on the job safety inspection, mine worker monitoring handling systems.

What we are delivering

MEG seeks to make NSW an investment destination for safe and sustainable exploration and mining. Under state outcome 3: Mineral and petroleum industries generating prosperity, safely, we are driving the responsible growth of the mining sector across NSW through:

- leading-practice policy, legislation, and guidance to support the responsible development of mineral and petroleum resources
- efficient and effective titles assessment and administration that is robust, transparent, and customer focused
- high-quality geoscientific information and advice to assist decision-making and support investment
- regulation of work health and safety and mine rehabilitation to drive compliance and grow confidence in the sector.

Highlights from 2022-23

Annual Report release

The NSW Government committed to making historical exploration data available as part of the NSW Minerals Strategy. The second tranche of historical annual and exploration reports was released in September 2022.

Geophysical Acquisition Program

MEG undertook the largest geophysical acquisition campaign in its history, capturing 62,000 line-km, and covering 137,000km² across the New England and Central West NSW during 2022-2023, utilising:

- airborne geophysical surveys (including gravity and electromagnetic)
 - ground seismic survey targeting critical minerals, high-tech metals and water resources.
-

Seamless Geology update

A major update to Seamless Geology was released in May (version 2.3). The Seamless Geology data package is the single point of truth for all mapping and structural data of the state and is available through MinView.

Significant progress with the state stratigraphic units database was made including a shift of emphasis to regions with elevated prospectivity for copper and critical minerals.

Carbon storage in NSW

The NSW CO₂ Storage Assessment Program remains NSW's lead carbon capture and storage program. The drilling phase of the program was completed this year with preliminary results indicating potential for large scale carbon storage in central west NSW.

Reducing fugitive emissions

Coal Innovation NSW continued to drive emissions reduction from hard-to-abate sectors of the NSW economy. Two collaborative demonstration projects with CSIRO are ongoing at a NSW coal mine. These projects feature cutting-edge technology to tackle fugitive methane emissions.

Legacy Mines Program

MEG successfully remediated 14 high risk Legacy Petroleum Wells and progressed detailed investigations in preparations for works to commence in 2023-24.

Highlights from 2022-23

Mine safety and safety investigations

Completed 8 investigations of serious workplace incidents and 6 investigations relating to health and wellbeing matters.

7 active prosecutions before the courts on serious workplace incidents.

Completed the successful prosecution of 2 separate parties resulting in convictions and fines relating to 2 serious workplace incidents.

Completed one enforceable undertaking in lieu of prosecution.

Published 8 investigation information releases, 4 incident investigation reports and 3 animations on the RR's website communicating investigation learnings to industry and the public.

Mining Act regulatory activities

Assessed 240 applications to undertake assessable prospecting operations.

Undertook 203 site assessments.

Three active prosecutions are in the courts for breaches of the Mining Act 1992, including, mining without authorisation and breaching conditions of authorisation.

Finalised 2 prosecutions for failing to comply with directions.

Following investigations into alleged breaches of the *Mining Act*, 3 enforceable undertakings were approved in lieu of prosecution.

Mining Act and Petroleum (Onshore) Act and regulations amendments

MEG implemented amendments from the *Mining and Petroleum Legislation Amendment Act 2022* and the *Mining Regulation 2016* during the year. These will enable faster decision making, improved clarity, enhanced compliance tools and bring the legislation into line with contemporary regulatory practice.

The reforms also included the creation of the Royalties for Rejuvenation Fund, establishing a new group of minerals for hydrogen and other nonmetals, and implementing a ban on mercury mining.

Remake of Work Health and Safety (Mines and Petroleum Sites) Regulation

The new Work Health and Safety (Mines and Petroleum Sites) Regulation 2022 was implemented on 1 September 2022 to replace the previous 2014 regulation. The new Regulation updates provisions around matters such as the role of mine and petroleum site operators, managing health and safety risks, exercising statutory functions by suitably qualified individuals and worker health.

NSW Government Critical Minerals Investment Showcase

MEG hosted a Critical Minerals Investment Showcase in October 2022 to showcase the state's mineral opportunities and take advantage of the presence of international mining sector investors in Sydney for the International Mining and Resources Conference. The event featured presentations of 15 critical minerals projects to an audience of Australian and international mining sector investors.

Highlights from 2022-23

NSW Mining Investor Register

The second edition of the NSW Mining Investor Register published in October 2022 highlights NSW mining projects which are progressing toward mine development and are in the process of sourcing capital for development. The register is distributed globally through NSW and Australian Government networks and targets potential investors and off-takers. It has been published in Japanese and Korean.

Post Mining Land Use Practical Guide

The Post Mining Land Use Practical Guide published in January 2023 provides practical guidance for mining lease holders about post mining land use planning, mine closure and transitioning to future land uses. The guide supports delivery of the NSW Government's commitment to facilitate beneficial uses of mining land following mine closure and encourages industry to consider and plan for post mining land use through all stages of the mining lifecycle.

Mining titles assessment and administration

Achieved performance targets, with 89% of title assessments delivered to service delivery standards.

Serviced a high volume of titles customer interactions:

- 594 separate written enquiries
 - 914 total applications lodged across all types
 - 189 closed-out aged dealings.
-

Native Title information

A suite of informative guidelines was published including:

- Right to Negotiate Guideline
 - Reparation of Native Title Assessment Reports in support of applications for Authorities granted under the Mining Act 1992 and Petroleum (Onshore) Act 1991
 - Overview of Native Title against the Mining Act and the Petroleum (Onshore) Act.
-

Critical Minerals Activation Fund

The NSW Government awarded funding of more than \$8.6 million to support 19 research and development studies and \$25.7 million to progress 3 infrastructure projects.

New Frontiers Exploration Program

Funding of \$1.5 million was awarded to 22 projects supporting exploration for deposits of metallic minerals including critical minerals and high-tech metals in NSW.

Operations and Performance

Performance

In 2022-23, the Department of Regional NSW maintained a strategic planning and performance framework aligned with the NSW Government's strategic priorities and policy instruments, including TPP18-09 'Outcome Budgeting'. This was supported by various internal planning and reporting mechanisms, including divisional and business unit plans, entity corporate plans and individual performance development plans.

We monitored and reported performance through the following mechanisms:

- regular reporting to Cabinet, NSW government agencies and the public on governance, financial services, project delivery and State Outcome performance
- operational and strategic reporting to the Department of Regional NSW's executive
- reporting to specific internal governance bodies, including the Corporate and Performance Committee and the Audit and Risk Committee
- monitoring of senior executives' performance agreements
- individual performance agreements.

In addition, the Department of Regional NSW has procedures in place to monitor the outcomes of internal and external performance reviews, audits, reports and enquiries. These include internal and external audit recommendations, Audit Office management letter recommendations and performance audits.



A Local Land Services staff member in the field.

Research and Development

Mining, Exploration and Geoscience – Research and development

Hydrogen Australian Research Council (ARC) Linkage Program

The Geological Survey of NSW (GSNSW), within the Mining, Exploration and Geoscience group, is involved in a collaborative project with the University of NSW and Geoscience Australia titled *Hydrogen generation by subsurface iron mineral transformations*. The project will help identify key factors responsible for natural hydrogen generation.

Realising Australia's rare earth element (REE) potential ARC Linkage Program

MEG supports this collaborative project with several universities and the Geological Survey of Queensland through sponsorship of a PhD project on the Dubbo Zirconia Project. The project will develop better understanding and exploration tools for REE mineralisation associated with alkalic rocks.

East Australian Ophiolite Belt ARC Linkage Program

GSNSW, within MEG, supports this collaborative project with the universities of New England and Queensland on ultramafic rocks in the New England region to improve understanding of critical mineral mineralisation (cobalt, chrome, platinoids etc) in these poorly studied rock types.

Critical minerals sector

MEG has undertaken significant research and development activities over the past year as well as the Critical Minerals and High-Tech Metals Activation Fund. The Critical Minerals Activation Fund invested over \$8 million to advance research and support commercialisation of novel exploration and extraction methods of critical minerals and high-tech metals. This work included supporting field trials of innovative multi-directional drilling technologies, enabling faster, more sensitive and safer exploration techniques with reduced environmental impact. In addition, MEG supported research into recycling opportunities for mixed-type end-of-life batteries, in particular retrieval of critical minerals and high-tech metals from e-waste as a secondary supply source.

Department of Primary Industries - Research and development

DPI is Australia's largest primary industries research provider with over 130 years of experience and a rich history of delivering real results for the state's \$23.1 billion primary industries sector.

DPI is ranked in the top 1% of research institutes globally in the fields of agriculture, fisheries, forestry, biosecurity, environment and ecology. This R&D portfolio is spread across DPI's 28 research stations, located in a range of agri-ecological climates and supported by more than 600 scientific and technical staff across 13,000 ha of trial sites.

Key research and development projects:

Southern multi breed (SMB) project

The SMB project is a 5 year collaborative R&D project involving DPI and the University of New England being conducted on 5 DPI research stations and the UNE Research Feedlot. The project, which is worth just under \$10 million, will provide an invaluable source of information for seedstock and commercial cattle breeders. The project is co-funded by DPI, University of New England, Meat and Livestock Australia (MLA) and the Commonwealth Government through the MLA Donor Company (MDC). The SMB project provides the basis of an accurate reference population to a new age of multi-breed genetic evaluation, which will assist in the direct comparison of 6 major cattle breeds (and composites), allowing producers to make more informed decisions to improve their herd.

Paddock to supermarket traceability

As consumers demand more transparency around what they are eating, DPI is encouraging fresh food producers to use technology to track and trace a product's journey from paddock to plate. As part of this project a pilot study using GS1 data standards and a GS1 Digital Link QR code to create a digital map of products in the NSW cherry and potato industries was conducted. Study results showed that by using an integrated digital traceability system, paddock to supermarket traceability can improve industry competitiveness, buyer confidence and market access for horticultural products produced in NSW. Completed in December 2022, the project was conducted in partnership with Woolworths, Food Agility CRC, Freshchain Systems, GS1 Australia, Mitolo Family Farms, Cantrill Organics and Cherry Growers Australia.

mRNA vaccines project

This 4-year \$14 million project will develop mRNA vaccines for lumpy skin disease (LSD) and foot-and-mouth disease (FMD) and demonstrate they are effective and safe in food producing animals. Australia remains free of LSD and FMD, but if these diseases were to enter Australia, they would cause major disruptions to livestock industries. Development of effective mRNA vaccines will ensure Australia is best positioned to respond to an outbreak. DPI is partnering with Queensland's Department of Agriculture and Fisheries, MLA, University of NSW RNA Institute, NSW RNA Pilot Facility, Tiba Biotech Boston USA, Canadian Food Inspection Agency Winnipeg and key international laboratories on this project.

Rangelands living skin project

This 4-year project is linking farming families, scientists and other collaborators to evaluate cost-effective practices, chosen by producers, that focus on regenerating the NSW rangelands to support production now and into the future. The project will create an evidence-base for helping widespread adoption of practices that benefit soil, plants, animals and people. Led by DPI and funded by MLA, the project is investigating practices such as grazing management, water management (ponding and banks), biological inputs and new or multi-species plantings.

Biomass for bioenergy project

This \$4 million project is investigating opportunities for increasing the amount of sustainable biomass use in NSW with a focus on electricity generation. Delivered in partnership with CSIRO (Australian Tree Seed Centre) the project is looking at the productivity of prospective woody biomass crops grown under a variety of conditions and analysis of trees to reveal how much biomass has been produced by different species. The project has seen over 60,000 trees planted on different sites including several DPI Research Stations across the state.

eDNA for freshwater fish stock assessments project

This project looks to use environmental DNA (eDNA) to identify the presence of species within a waterbody to improve freshwater fish stock assessment monitoring. DPI Fisheries staff are assessing the potential for eDNA to be used to estimate the biomass of key fish species. Aquaria trials undertaken at the DPI Port Stephens Fisheries Institute indicated the eDNA concentration of mulloway in the water is closely related to biomass. This research has now progressed to field trials where early data shows that the relationship is also positive in the field.

Agronomy research projects for drought tolerant varieties

Various research and development projects were undertaken to develop new varieties or improve the genetics of existing varieties to better withstand heat and drought conditions. Some of these include heat and drought tolerant canola germplasm, chickpea breeding for low and medium rainfall zones, drought tolerant super high oleic safflower and long coleoptile wheat and durum, allowing growers to sow early in dry conditions and access water deeper in the profile. Research is also being conducted on tropical grasses and perennial grains to improve management and resilience of livestock feed pastures during climate vulnerability.

Mineral Resource Fund reports

Minerals and Petroleum Administrative Fund

The MEG expenditure from the Minerals and Petroleum Administrative Fund was \$38.253 million for the financial year. The fund usage is captured in the table below

Table 6: Minerals and Petroleum Administrative Fund expenditure

Activity
\$6,583,000
Environmental regulation of minerals, petroleum and mining activities, and compliance and enforcement of obligations created by the grant of a right to explore, extract or produce petroleum or minerals
\$23,529,000
Other regulatory and administrative activities including titles, geoscience land use and overheads in relation to the minerals and petroleum industries
\$2,864,000
Rehabilitation of legacy mines
\$1,526,000
Titles management system development
\$3,751,000
Corporate services
Total:
\$38,253,000

As at 1 July 2022, the opening balance of the fund was \$17.65 million.

In the financial year, the Administrative Fund collected \$40,740,984 from the Mining and Petroleum Administrative Levy.

Assessed security deposits (as of 30 June) was \$3.7 billion which increased from \$3.5 billion in July 2022.

In addition, the Administrative Fund had accumulated \$603,000 in interest and \$390,000 in miscellaneous revenue including \$28,000 in recovery of legal costs.

The total costs to the Administrative Fund were \$38.253 million. These expenditure activities are related to mining and petroleum administrative costs associated with MEG and the NSW Resources Regulator.

As at 30 June 2023, the closing balance of the Administrative Fund was \$21.1 million.

Minerals and Petroleum Administrative Levy

The Mining Act 1992 requires titleholders to pay the Minerals and Petroleum Administrative Levy (Levy). The levy is based on a calculation method set in the Mining Act 1992 (Part 14A Division 4) requiring all titleholders (whether for mining or petroleum production or exploration) to contribute 1% of the value of their required security deposit for each authorisation on an annual basis.

The monies collected may be used for, but not limited to, funding minerals and petroleum administrative costs and expenses, community and industry liaison and mine rehabilitation.

Minerals and Petroleum Investment Fund

The MEG expenditure from the Minerals and Petroleum Investment Fund was \$8.97 million for the financial year. The fund usage is captured in the table below.

Table 7: Minerals and Petroleum Investment Fund expenditure

Activity
\$1,000 Explore NSW
\$572,000 Cooperative drilling
\$1,436,000 MinEx Cooperative Research Centre
\$3,573,000 Acquisition and synthesis
\$1,151,000 Geoscience information
\$1,178,000 Petroleum, renewables and resource advice
\$789,000 Mine waste reuse
\$265,000 Corporate services
Total: \$8,965,000

As at 1 July 2022, the opening balance of the Investment Fund was \$9.3 million.

In the financial year, the Investment Fund collected \$7.9 million based on a calculation method set in the *Mining Act 1992* (Part 14A Division 3), requiring an annual rental fee to be paid on the grant of a mining authorisation. In addition, the Investment Fund accumulated \$288,000 in interest.

The total expenditure from the Investment Fund was \$9.0 million. The expenditure funded MEG programs such as the New Frontiers Minerals and Energy Exploration Initiative, and Geoscience Information Initiative.

As at 30 June 2023, the closing balance of the Investment Fund was \$8.6 million.

Derelict Mine Sites Fund

As at 1 July 2022, the opening balance of the Derelict Mine Sites Fund was \$5.3 million.

In the financial year, the Derelict Mine Sites Fund (*Mining Act 1992 - Section 242C*) collected \$5.7 million interest with majority (\$4.5 million) from the Minerals Trust Fund. There was no expense to the fund during the 2022-23 financial year.

As at 30 June 2023, the closing balance of the Derelict Mine Sites Fund was \$11 million.

Small-Scale Titles Fund

The MEG expenditure from the Small-Scale Titles Levy Fund was \$107,000 for the financial year. The fund usage is captured below.

Table 8: Small-Scale Titles Levy Fund expenditure

Activity
\$66,000
Road works
\$41,000
Mullock Dump works
Total:
\$107,000

As at 1 July 2022, the opening balance of the Small-Scale Titles Fund was \$1.1 million.

In the financial year, the Small-Scale Titles Levy Fund collected \$76,000 based on the *Mining Act 1992* (Part14AA) requiring a levy order to be paid by a small-scale titleholder. In addition, the Small-Scale Titles Fund accumulated \$30,000 of interest. The total expenditure from the Small-Scale Titles Fund was \$107,000. This was for road works and Mullock Dump works.

As at, 30 June 2023, the closing balance of the Small-Scale Titles Fund was \$1.1 million.

Mineral Trust Fund

The Minerals Trust Fund (*Mining Act 1992* – Section 261F) is a transactional account with title holders' security deposits.

The balance depends on the title holder's decision to hold a security deposit in the Mineral Trust Fund or other security options external to the fund.

The interest earned on the Minerals Trust Fund is transferred into the Derelict Mines Sites Fund (*Mining Act 1992* – Section 261F) and varies dependant on fund balance and cash rates.

Coal Authorities Allocation Fund

As at 1 July 2022, the opening balance of Coal Authorities Allocation Fund was \$13.4 million.

In the financial year, the Coal Authorities Allocation Fund (*Mining Act 1992* - Section 292Y) collected \$140,000 from cost recovery from coal operations allocations. In addition, the Coal Authorities Allocation Fund accumulated \$366,000 of interest.

The total expenditure from the Coal Authorities Allocation Fund was \$719,000. This was for Core Libraries coal activities and processing coal mining titles.

As at, 30 June 2023, the closing balance of Coal Authorities Allocation Fund was \$13.2 million.

Fisheries Trust Fund reports

Commercial Fishing Trust Fund

DPI provides a range of monitoring, scientific, compliance and administrative services to the commercial fishing industry. DPI expenditure on commercial fishing activities is funded from consolidated revenue, with a contribution from the Commercial Fishing Trust Fund. Charges are levied for services such as licence administration and management but are not project specific. The Commercial Fishing Trust Fund also contributes to research and uses funds to leverage research and development support from other sources.

The NSW abalone and rock lobster fisheries are subject to cost recovery of attributable costs, although there is still some degree of government contribution and budgets are negotiated in detail with the relevant management advisory committees.

In 2022-23, the Commercial Fishing Trust Fund contributed \$2.919 million to DPI's commercial fishery-related programs.

Aquaculture Trust Fund

DPI provides a range of monitoring, scientific, compliance and administrative services to the aquaculture industry. The aquaculture industry is subject to full cost recovery for administration charges only and charges are not project specific. DPI's expenditure for aquaculture management and policy development is funded from consolidated revenue, with a contribution from the Aquaculture Trust Fund. The Aquaculture Trust Fund also contributes to research and uses funds to leverage research and development support from other sources (for example, Fisheries Research and Development Corporation, Seafood CRC).

In 2022-23, the Aquaculture Fishing Trust Fund contributed \$1.1 million to aquaculture related programs.

Fish Conservation Trust Fund

The Fish Conservation Trust revenue is sourced from fish conservation related permit fees and other charges. In 2022-23, the Fish Conservation Trust contributed \$164,000 toward fish habitat and fisheries conservation outcomes.

Aboriginal Fishing Trust Fund

The Aboriginal Fishing Trust Fund provides grants and loans for the enhancement, maintenance and protection of Aboriginal cultural fishing as well as for Aboriginal communities to develop businesses associated with fisheries resources throughout NSW.

In 2022-23, the Aboriginal Fishing Trust contributed \$145,000 towards Aboriginal fishing related projects.

Recreational and Charter Fishing Trust Funds

The Department of Regional NSW received funds from the Recreational and Charter Fishing Trust Funds to undertake various programs during the year as follows:

Table 9: Funds received by Department of Regional NSW

Fish Trust Fund	2022-23
	\$11,168,000
Recreational Fishing (Saltwater) Trust Fund	
	\$7,264,000
Recreational Fishing (Freshwater) Trust Fund	
	\$94,000
Charter Fishing Trust Fund	

In 2022-23 funds from the Recreational Fishing (Saltwater) Trust Fund were used for the following projects:

Table 10: Recreational Fishing (Saltwater) Trust Fund Project allocations

Project	Allocated	Expenses	Carry Forward
Coastal fish habitat protection and management	\$143,000	\$143,000	0
Eco-huts for recreational fishers	\$13,000	\$13,000	0
Expenditure committee meeting expenses	\$20,000	\$20,000	0
External large grants – disbursements made to various organisations for approved projects	\$1,874,000	\$1,874,000	0
Fish aggregation devices (FADs) and artificial reefs program boat motor and trailer replacement	\$46,000	\$46,000	0
Fishcare advisory trailers	\$39,000	\$39,000	0
Flagship habitat program	\$133,000	\$133,000	0
FADs operations	\$304,000	\$304,000	0
Fishcare volunteer program	\$630,000	\$631,000	-\$1,000
Fisheries officers (9 coastal officers)	\$1,398,000	\$1,398,000	0
Fisheries officers (mobile squads)	\$471,000	\$471,000	0
Gamefish tagging program	\$202,000	\$202,000	0
Great swordfish race	\$17,000	\$2,000	\$15,000
Marine stocking of key recreational fish species in coastal waters	\$237,000	\$237,000	0
Offshore artificial reefs	\$122,000	\$122,000	0
Recreational fisheries enhancement (artificial reefs and FADs coordination)	\$277,000	\$277,000	0
Recreational fishing access (coastal)	\$196,000	\$196,000	0
Recreational fisheries monitoring program: state-wide fishing and charter surveys	\$692,000	\$692,000	0
Recreational fishing trust executive officer	\$190,000	\$190,000	0
Research angler program	\$200,000	\$201,000	-\$1,000
Research on black bream fishery	\$5,000	\$5,000	0
Research on blue swimmer crabs in Lake Macquarie	\$13,000	\$13,000	0

Project	Allocated	Expenses	Carry Forward
Research on estuary cockles	\$60,000	\$60,000	0
Research on marine fish stocking	\$273,000	\$273,000	0
Research on fish usage of oyster reefs	\$26,000	\$26,000	0
Small grants – disbursements made to various organisations for approved projects	\$88,000	\$88,000	0
Sydney Harbour wharves compliance initiative	\$230,000	\$230,000	0
Trust grants governance enhancement project	\$127,000	\$127,000	0
Total	\$8,026,000	\$8,013,000	\$13,000

*The available column consists of funds from the trust fund in 2022-23, amounts carried forward from projects in 2021-22 and any unused project funds from previous years returned to the trust.

In 2022-23 funds from the Recreational Fishing (Freshwater) Trust Fund were used for the following projects:

Table 11: Recreational Fishing (Freshwater) Trust Fund Project allocations

Project	Allocated	Expenses	Carry Forward
Dollar-for-dollar native fish stocking program	\$220,000	\$220,000	0
Enhanced fish production at hatcheries for stocking (Port Stephens, Narrandera, Dutton and Grafton)	\$413,000	\$413,000	0
Expansion of Narrandera Fisheries Centre Hatchery	\$600,000	\$600,000	0
Expenditure committee meeting expenses	\$16,000	\$16,000	0
External large grants – disbursements made to various organisations for approved projects	\$648,000	\$648,000	0
Fishcare volunteer program	\$331,000	\$331,000	0
Fisheries officers (inland)	\$932,000	\$932,000	0
Freshwater fish tagging	\$10,000	\$10,000	0
Freshwater recreational management program	\$198,000	\$198,000	0
Fuel cards for fish stocking	\$6,000	\$6,000	0
Gaden Trout Hatchery	\$694,000	\$694,000	0
Hatchery technician at Narrandera Fisheries Centre	\$70,000	\$70,000	0
Inland stocking management	\$118,000	\$118,000	0
Making more maccas (Macquarie perch research)	\$97,000	\$97,000	0
NSW cold water pollution mitigation strategy	\$133,000	\$133,000	0
Recreational fishing access (inland)	\$300,000	\$300,000	0
Regional inland fish habitat protection and management	\$185,000	\$185,000	0
Research on freshwater recreational fishery in NSW	\$676,000	\$676,000	0
Screens for streams	\$184,000	\$184,000	0
Small grants – disbursements made to various organisations for approved projects	\$44,000	\$44,000	0
Stocking of advanced Murray cod to assist with post-flood recovery	\$8,000	\$8,000	0
Update of NSW trout strategy	\$38,000	\$38,000	0
Total	\$5,921,000	\$5,921,000	0

* The available column consists of funds from the trust fund in 2022-23, amounts carried forward from projects in 2021-22 and any unused project funds from previous years is returned to the trust.

In 2022-23 funds from the Recreational Fishing (Saltwater and Freshwater) Trust Fund were used for the following projects:

Table 12: Recreational Fishing (Saltwater and Freshwater) Trust Fund project allocations

Project	Allocated	Expenses	Carry Forward
Advisory Council meeting expenses	\$62,000	\$62,000	0
Fish for Life project	\$83,000	\$83,000	0
Get Hooked... It's Fun to Fish schools program	\$458,000	\$462,000	-\$4,000
Habitat Action Program 2018/19 and beyond	\$1,090,000	\$1,094,000	-\$4,000
NSW Gone Fishing Day	\$85,000	\$85,000	0
NSW fishing workshops	\$55,000	\$55,000	0
NSW recreational fishing environmental assessment	\$70,000	\$70,000	0
Recreational fisher research database	\$18,000	\$18,000	0
Recreational Fisheries Infrastructure Management Program	\$189,000	\$189,000	0
Recreational fishing fee administration project and Government Licensing Service transactions fees	\$2,164,000	\$2,164,000	0
Recreational fishing fee renewal notice system	\$93,000	\$93,000	0
Recreational fishing guides	\$120,000	\$120,000	0
Recreational Fishing Trust annual report	\$29,000	\$29,000	0
Total	\$4,516,000	\$4,524,000	-\$8,000

* The available column consists of funds from the trust fund in 2022-23, amounts carried forward from projects in 2021-22 and any unused project funds from previous years is returned to the trust.

Native game birds

The following table summarises the number of each species of native game birds harvested by authorised game hunting licence holders during the 2022–23 financial year, under the authority of a Native Game Bird Management (owner-occupier) Licence under the *Game and Feral Animal Control Act 2002*.

Table 13: Native game birds harvested by game hunting licence holders during 2022/23

Species
59
Mountain Duck
4,396
Wood Duck
3,921
Black Duck
0
Blue-winged Shoveler
0
Chestnut Teal
5,845
Grey Teal
231
Hardhead
0
Pink-eared Duck
0
Water Whistling Duck
481
Grass Whistling Duck
14,933
Total

Animal Welfare Grants

Table 14: Animal Welfare Grants

Recipient Organisation and Program 2022-23

\$75,000

Animal Welfare League NSW
Prevention of Cruelty to Animals
Animal Welfare Grant

\$15,500

Cat Protection Society
Prevention of Cruelty to Animals
Animal Welfare Grant

\$3,000

Domestic Animal Birth Control Co-operative Society
Prevention of Cruelty to Animals
Animal Welfare Grant

\$424,000

RSPCA NSW
Prevention of Cruelty to Animals
Animal Welfare Grant

\$15,500

NSW Wildlife Information Rescue and Education Service Inc.
Prevention of Cruelty to Animals
Animal Welfare Grant

Land Disposal

There were no land disposals with a value greater than \$5 million during the financial year ending 30 June 2023.

Management and Accountability

Acts Administered (as at 30 June 2023):

Minister for Agriculture

Agricultural and Veterinary Chemicals (New South Wales) Act 1994 No 53

Agricultural Industry Services Act 1998 No 45

Agricultural Livestock (Disease Control Funding) Act 1998 No 139

Agricultural Scientific Collections Trust Act 1983 No 148

Animal Research Act 1985 No 123

Biological Control Act 1985 No 199

Biosecurity Act 2015 No 24

C.B. Alexander Foundation Incorporation Act 1969 No 61

Exhibited Animals Protection Act 1986 No 123

Farm Debt Mediation Act 1994 No 91

Farm Water Supplies Act 1946 No 22

Farrer Memorial Research Scholarship Fund Act 1930 No 38

Fisheries Act 1935 No 58

Fisheries Management Act 1994 No 38

Food Act 2003 No 43

Forestry Act 2012 No 96 (except Parts 5A and 5B, jointly with the Minister for the Environment and Minister for Climate Change)

Game and Feral Animal Control Act 2002 No 64

Gene Technology (GM Crop Moratorium) Act 2003 No 12

Gene Technology (New South Wales) Act 2003 No 11

Hemp Industry Act 2008 No 58

Local Land Services Act 2014 No 51 (except Part 11 and Part 12, Divisions 2 and 3, jointly with the Minister for the Environment and Minister for Climate Change)

Marine Estate Management Act 2014 No 72 (jointly with the Minister for the Environment and Minister for Climate Change)

Meat Industry Act 1978 No 54

Plantations and Reafforestation Act 1999 No 97

Poppy Industry Act 2016 No 37

Prevention of Cruelty to Animals Act 1979 No 200 (jointly with the Minister for Local Government)

Rice Marketing Act 1983 No 176

Right to Farm Act 2019 No 15

Rural Assistance Act 1989 No 97

Stock Medicines Act 1989 No 182

Sydney Market Authority (Dissolution) Act 1997 No 62

Veterinary Practice Act 2003 No 87

Visy Mill Facilitation Act 1997 No 139

Minister for Regional New South Wales

Growth Centres (Development Corporations) Act 1974 No 49, in so far as it relates to the Regional Growth NSW Development Corporation

Public Works and Procurement Act 1912 No 45, jointly with the Minister for Planning and Public Spaces (except Part 11 and the Fifth Schedule, the Minister for Finance)

Regional Development Act 2004 No 58

Snowy Hydro Corporatisation Act 1997 No 99

Soil Conservation Act 1938 No 10, (a) whole Act solely (except Parts 2A, 3 and 4 and sections 15 and 30A in so far as they relate to those Parts) and (b) Parts 2A, 3 and 4 and sections 15 and 30A in so far as they relate to those Parts, jointly with the Minister for the Environment

Minister for Natural Resources

Australian Oil Refining Agreements Act 1954 No 34

Coal Acquisition Act 1981 No 109

Coal Industry Act 2001 No 107

Coal Innovation Administration Act 2008 No 50

Coal Ownership (Restitution) Act 1990 No 19

Mine and Petroleum Site Safety (Cost Recovery) Act 2005 No 116

Mining Act 1992 No 29, except section 293

Offshore Minerals Act 1999 No 42

Petroleum (Offshore) Act 1982 No 23

Petroleum (Onshore) Act 1991 No 84

Uranium Mining and Nuclear Facilities (Prohibitions) Act 1986 No 194

Work Health and Safety (Mines and Petroleum Sites) Act 2013 No 54

Legislation and legal changes (1 July 2022 – 2023)

* Note: Minister responsibility for some of the legislation listed below changed during the period 1 July 2022 – 30 June 2023. The list below reflects any changes to legislation that occurred during this period, listed according to the Minister with responsibility for that legislation on 30 June 2023.

New legislation

Nil.

Amending legislation in the Minister for Agriculture's portfolio

Animal Research Amendment (Right to Release) Act 2022 No 66 (amendments to the *Animal Research Act 1985* and the *Animal Research Regulation 2021*)

Fisheries Management Amendment (Enforcement Powers) Act 2022 No 64 (amendments to the *Fisheries Management Act 1994*)

Prevention of Cruelty to Animals Amendment (Prohibitions for Convicted Persons) Act 2022 No 69 (amendments to the *Prevention of Cruelty to Animals Act 1979 No 200* and the *Exhibited Animals Protection Act 1986*)

Statute Law (Miscellaneous Provisions) Act (No 2) 2022 No 59 (amendments to the *Animal Research Act 1985*, the *Biosecurity Act 2015*, the *Exhibited Animals Protection Act 1986*, the *Fisheries Management Act 1994*, the *Fisheries Management (Aquaculture) Regulation 2017*, the *Fisheries Management (General) Regulation 2019*, the *Food Act 2003*, the *Game and Feral Animal Control Act 2002*, the *Hemp Industry Act 2008*, the *Hemp Industry Regulation 2016*, the *Local Land Services Act 2013*, the *Plantations and Reafforestation Act 1999*, the *Plantations and Reafforestation (Code) Regulation 2001*, the *Poppy Industry Act 2016*, the *Rural Assistance Act 1989*, the *Stock Medicines Act 1989* and the *Veterinary Practices Act 2003*)

Amending legislation in Minister for Regional New South Wales' portfolio

Nil

Amending legislation in Minister for Natural Resources' portfolio

Statute Law (Miscellaneous Provisions) Act (No 2) 2022 No 59 (amendments to the *Mine and Petroleum Site Safety (Cost Recovery) Act 2005*, *Mining Act 1992*, *Mining and Petroleum Legislation Amendment Act 2022 No 21* and *Mining Regulation 2016*)

Mining and Petroleum Legislation Amendment Act 2022 No 21 (commencement of amendments to the *Mining Act 1992* and *Petroleum (Onshore) Act 1991* on 21.10.22 (2022 (620)), 1.3.2023 (2022 (775)) and 1.5.2023 (2022 (775)))

New regulations in the Minister for Agriculture's portfolio

Forestry Regulation 2022

Game and Feral Animal Control Regulation 2022

New regulations in the Minister for Regional New South Wales' portfolio

Nil

New regulations in the Minister for Natural Resources' portfolio

Work Health and Safety (Mines and Petroleum Sites) Regulation 2022 (replaced the Work Health and Safety (Mines and Petroleum Sites) Regulation 2014, which was repealed on 1 September 2022 by section 10(2) of the *Subordinate Legislation Act 1989*)

Amending regulations in the Minister for Agriculture's portfolio

Fisheries Management Legislation Amendment (Licences) Regulation 2022 (amendments to the Fisheries Management (General) Regulation 2019, the Fisheries Management (Estuary General Share Management Plan) Regulation 2006, the Fisheries Management (Estuary Prawn Trawl Share Management Plan) Regulation 2006, the Fisheries Management (Ocean Hauling Share Management Plan) Regulation 2006, the Fisheries Management (Ocean Trap and Line Share Management Plan) Regulation 2006, the Fisheries Management (Ocean Trawl Share Management Plan) Regulation 2006 and the Fisheries Management (Supporting Plan) Regulation 2006)

Forestry Amendment (Penalty Notice Offences) Regulation 2022 (amendments to the Forestry Regulation 2022)

Biosecurity Amendment (Miscellaneous) Regulation 2023 (amendments to the Biosecurity Act 2015 and the Biosecurity Regulations 2017)

Fisheries Management Legislation Amendment Regulation 2023 (amendments to the Fisheries Management (Abalone Share Management Plan) Regulation 2000, the Fisheries Management (Aquaculture) Regulation 2017), the Fisheries Management (Estuary General Share Management Plan) Regulation 2006, the Fisheries Management (Estuary Prawn Trawl Share Management Plan) Regulation 2006, the Fisheries Management (General) Regulation 2019, the Fisheries Management (Lobster Share Management Plan) Regulation 2000, the Fisheries Management (Ocean Hauling Share Management Plan) Regulation 2000, the Fisheries Management (Ocean Trap and Line Share Management Plan) Regulation 2006), the Fisheries Management (Ocean Trawl Share Management Plan) Regulation 2006 and the Fisheries Management (Supporting Plan) Regulation 2006)

Fisheries Management Legislation Amendment Regulation (No 2) 2023 (amendments to the Fisheries Management (Estuary General Share Management Plan) Regulation 2006, the Fisheries Management (Estuary Prawn Trawl Share Management Plan) Regulation 2006 and the Fisheries Management (Ocean Trap and Line Share Management Plan) Regulation 2006)

Amending regulations in the Minister for Regional New South Wales' portfolio

Nil

Amending regulations in the Minister for Natural Resources' portfolio

Mining Amendment Regulation 2022 (amendments to the Mining Regulation 2016)

Mining Amendment (Royalties for Rejuvenation Fund) Regulation 2022 (amendments to the Mining Regulation 2016)

Petroleum (Onshore) Amendment Regulation 2022 (amendments to the Petroleum (Onshore) Regulation 2016)

Work Health and Safety (Mines and Petroleum Sites) Amendment Regulation (No 2) 2022 (amendments to the Work Health and Safety (Mines and Petroleum Sites) Regulation 2022)

Other legislative instruments in the Minister for Agriculture's portfolio

Biosecurity Order (Permitted Activities) Amendment Order 2022 (amendments to the Biosecurity Order (Permitted Activities) 2019)

Biosecurity Order (Permitted Activities) Amendment Order (No 2) 2022 (amendments to the Biosecurity Order (Permitted Activities) 2019)

Biosecurity Order (Permitted Activities) 2019 Amendment Order 2023 (amendments to the Biosecurity Order (Permitted Activities) 2019)

Commencement Proclamation (commencement of provisions under the *Fisheries Management Amendment Act 2015* No 59 that amend the *Fisheries Management Act 1994*)

Other legislative instruments in the Minister for Regional New South Wales' portfolio

Growth Centres (Development Corporations) Amendment (Northern Rivers Reconstruction Corporation) Order 2022 (amendments to Schedule 1 of the *Growth Centres (Development Corporations) Act 1974*)

Other legislative instruments in the Minister for Natural Resources' portfolio

Nil

Significant judicial decisions – 1 July 2022 to 30 June 2023:

Successful prosecution under the Work Health and Safety Act 2011 – Serious injury to worker at Appin Colliery

McColm v Endeavour Coal Pty Limited [2022] NSWDC 307

On 3 August 2022, the District Court of NSW convicted Endeavour Coal Pty Limited of failing to comply with a work health and safety duty contrary to s 32 of the Work Health and Safety Act 2011. The conviction related to a serious incident on 8 June 2019 at Appin Colliery in which a worker suffered significant injuries after his right foot became entangled in the moving parts of a conveyor. Endeavour Coal Pty Limited was fined \$300,000 and ordered to pay the Department of Regional NSW's legal costs.

Successful prosecutions under the Mining Act 1992 – Regulatory contraventions at limestone mine in the Broken Bago State Forest

Muxlow v Macquarie Marble and Lime Pty Ltd and Muxlow v Christopher Wayne Stokes

On 9 November 2022, the Local Court of NSW convicted Macquarie Marble and Lime Pty Ltd and its Director Mr Christopher Wayne Stokes of multiple offences under the Mining Act 1992. The Court accepted that the defendants failed to comply with notices requiring them to provide information, a rehabilitation cost estimate and a report on outstanding rehabilitation in connection with a limestone mining operation in the Broken Bago State Forest. The defendants were fined a total of \$84,000 and ordered to pay the Department of Regional NSW's legal costs in the amount of \$20,000.

Consent judgment in relation to an application for review under the Administrative Decisions (Judicial Review) Act 1977 (Cth)

Asset Energy Pty Ltd v The Commonwealth Minister for Resources [2023] FCA 86

On 14 February 2023, the Federal Court of Australia made consent orders quashing a decision made by the Commonwealth-New South Wales Offshore Petroleum Joint Authority refusing an application to vary Petroleum Exploration Permit NSW/PEP-11, which covers a portion of the off-shore Sydney basin.

Asset Energy Pty Ltd who held a majority interest in PEP-11 and was the operator of a joint venture in relation to the Permit brought the application to quash the relevant decision on the basis that it was affected by bias in the form of predetermination. The application was brought against then Prime Minister of Australia, the Hon Scott Morrison MP, on the basis that he was also a Minister for Industry, Science, Energy and Resources, and the Minister for Regional NSW, in their capacity as members of the Joint Authority.

The Court found that public comments made by Mr Morrison prior to the decision being made might lead a fair-minded observer to reasonably apprehend that when he did come to deliberate on the matter his mind might have been closed to persuasion. The Court accepted that there had been a breach of the laws of natural justice, quashed the decision and remitted it to the Joint Authority to be determined in accordance with law.

Successful prosecution under the *Fisheries Management Act 1994* – possession of abalone and abuse fisheries officer

Carriage v NSW Department of Planning, Industry and Environment [2022] NSWDC 283

On 1 July 2022, the District Court dismissed an appeal brought by Mr John Henry Junior Carriage for offences under the Fisheries Management Act 1994 and Fisheries Management (General) Regulation 2010 concerning the possession of abalone, abusing a fisheries officer and failing to comply with a requirement to provide information. In confirming the orders of the Local Court, the defendant was convicted, fined a total of \$5,000 and sentenced to 12 months imprisonment to be served by way of an intensive correction order in the community. The Court also made an order prohibiting the defendant from engaging in diving activities for the purpose of taking abalone, possessing implements for the taking or shucking of abalone and being in possession of abalone in or adjacent to NSW waters for a period of 2 years. The defendant was ordered to pay the Department of Regional NSW's legal costs in the amount of \$27,000.

In determining the matter, the Court held that the search powers being exercised by fisheries officers could not be exercised on a rock platform and did not extend to stopping a person, searching a person or things in their physical possession or requiring a person to provide a thing in their physical possession to a fisheries officer to allow it to be searched. The Court's decision compromised the ability of fisheries officers to search for and examine fish, fishing gear and other things believed to be connected with fisheries offences which resulted in clarifying amendments being made to the *Fisheries Management Act 1994*.

Accountable Authority

The Accountable Authority for the purposes of the *Government Sector Finance Act 2018* is the Secretary. During the reporting period of 1 July 2022 to 30 June 2023 this was:

- Mr Gary Barnes, AM, (B.Ed; Dip Ed; Cert.Chlhd; EFP (ANZSOG)), Secretary of the Department of Regional NSW
 - Ms Rebecca Fox (B.Ec; LLB; MBEth), Secretary of the Department of Regional NSW
-

Public interest disclosures

The Public Interest Disclosure Act 1994 (PID Act) requires government agencies to report every 6 months to the NSW Ombudsman on Public Interest Disclosures (PIDs) and to include this information in their annual report.

Our Code of Ethics and Conduct (the Code) is highlighted on the Department of Regional NSW intranet home page and promotes reporting of wrongdoing. The Code provides links to confidential reporting options. All staff are required to undertake annual training of the Code and provided access to awareness sessions. The Code also links to the PID Policy.

The PID Coordinator is a Director within the Legal and Governance branch. Approval is given to several staff to receive PIDs, along with senior executives and human resources business partners. These staff undertake tailored training sessions, including an online module annually.

Statistical information on PIDs

This information is prepared in accordance with section 4 of the Public Interest Disclosures Regulation 2011 (NSW). The Department of Regional NSW had no PIDs carried over from the 2021-22 financial year. During the 2022-23 financial year, Department of Regional NSW received 5 PIDs and finalised 3. Two of the PIDs will be finalised during the next reporting period.

Table 15: Summary of PIDs 2022-23

Disclosures	Made by public officials performing their day-to-day functions	Under a statutory or other legal obligation	All other PIDs
Number of public officials who have made a disclosure to the agency	3	0	2
Number of public interest disclosure received by our agency	3	0	2
Of public interest disclosures received, the following were about:			
• corrupt conduct	1	0	0
• maladministration	2	0	2
• serious and substantial waste	0	0	0
• government information contravention	0	0	0
Total number of PIDs	3	0	2
Number of PIDs finalised during the reporting period	3	0	0

Audit and risk management

Audit and Risk Committee

A Department of Regional NSW principal-led shared Audit and Risk Committee (ARC) has been established and is operating in line with Treasury's Internal Audit and Risk Management Policy for the General Government Sector (TPP20-08). The Committee meets quarterly to review the implementation and operating effectiveness of risk management, controls, assurance, and governance frameworks. It also meets at least 3 times per year to review financial performance including the completion of annual accounts.

The Department of Regional NSW has a rolling 3-year internal audit schedule that informs the development of the annual Internal Audit Plan. The 2022-23 Internal Audit Plan was developed for endorsement by the Executive Leadership Committee (ELC), the Audit and Risk Committee (ARC) and the Secretary. The annual Internal Audit Plan takes into consideration State Outcomes, management priorities and the strategic and operational risks of the Department of Regional NSW.

Risk management

The Department of Regional NSW and related entities have risk management frameworks in place that describe how risk is managed in a way that promotes the Department of Regional NSW's objectives and meets the requirements of TPP20-08.

Risk profiles are reviewed on an ongoing basis with regular reporting of significant risks to the ARC. An annual risk maturity assessment is performed to identify improvement opportunities and to drive risk planning.

Internal Audit and Risk Management Policy

Department of Regional NSW



RDOC23/154755
14 August 2023

Director
Financial Management and Accounting Policy
NSW Treasury
PO Box 5469
SYDNEY NSW 2001
Email: finpol@treasury.nsw.gov.au

Re: Internal Audit and Risk Management Policy Attestation Statement for the 2022-2023 Financial Year for Department of Regional NSW

Dear Sir/Madam,

Please find enclosed the abovementioned statement attesting compliance with TPP 20-08: *Internal Audit and Risk Management Policy for the General Government Sector*.

If you wish to discuss this statement further, please contact Allan Murray, Chief Audit Executive on Mobile: [REDACTED]

Sincerely

A handwritten signature in blue ink, appearing to read "RFox".

Rebecca Fox
Secretary
encl

Internal Audit and Risk Management Attestation Statement
2022-2023 Financial Year
Department of Regional NSW

I, Rebecca Fox, Secretary, Department of Regional NSW, am of the opinion that the Department of Regional NSW has internal audit and risk management processes in operation that are, excluding any exemptions or transitional arrangements described below, compliant with the seven (7) Core Requirements set out in the *Internal Audit and Risk Management Policy for the General Government Sector*, specifically:

Core Requirements	Compliant, Non-Compliant, or In Transition
Risk Management Framework	
1.1 The Accountable Authority shall accept ultimate responsibility and accountability for risk management in the Agency	Compliant
1.2 The Accountable Authority shall establish and maintain a risk management framework that is appropriate for the Agency The Accountable Authority shall ensure the framework is consistent with AS ISO 31000:2018	Compliant
Internal Audit Function	
2.1 The Accountable Authority shall establish and maintain an internal audit function that is appropriate for the agency and fit for purpose	Compliant
2.2 The Accountable Authority shall ensure the internal audit function operates consistent with the International Standards for the Professional Practice of Internal Auditing	Compliant
2.3 The Accountable Authority shall ensure the agency has an Internal Audit Charter that is consistent with the content of the 'model charter'	Compliant
Audit and Risk Committee	
3.1 The Accountable Authority shall establish and maintain efficient and effective arrangements for independent Audit and Risk Committee oversight to provide advice and guidance to the Accountable Authority on the agency's governance processes, risk management and control frameworks, and its external accountability obligations	Compliant
3.2 The Accountable Authority shall ensure the Audit and Risk Committee has a Charter that is consistent with the content of the 'model charter'	Compliant

Audit and Risk Committee – Membership

The independent chair and members of the Audit and Risk Committee are:

- **Chair** - Ms Julie Elliott; Start: 1 November 2020 – Finish: 30 October 2023
- **Member** – Mrs Kerry Adby; Start: 1 November 2020 – Finish: 30 October 2023
- **Member** – Mr Gary Humphreys; Start: 1 November 2020 – Finish: 30 October 2023

Shared Arrangements

I, Rebecca Fox, Secretary, advise that the Department of Regional NSW (as Principal Department) has entered into an approved shared arrangement with the following agencies:

- NSW Food Authority
- Rural Assistance Authority
- Regional Growth (NSW) Development Corporation
- Northern Rivers Reconstruction Corporation

The resources shared include the Audit and Risk Committee, the Chief Audit Executive and the internal audit function. The shared Audit and Risk Committee is a Principal Department Led Shared Audit and Risk Committee.



Rebecca Fox
Secretary,
Department of Regional NSW

Government Information (Public Access) Act 2009 (GIPA Act)

Under the Government Information (Public Access) Act 2009 (GIPA Act) there are annual reporting obligations (sections 7(3), 21 and 125). There are further requirements under the Government Information (Public Access) Regulation 2009 (GIPA Regulation) in respect of some of the content for inclusion in the Annual Report.

DRNSW received a total of 148 applications under the GIPA Act. Twenty-six applications were carried over from the previous financial year and of those total 174 applications, 21 were carried forward into the next financial year, leaving 153 applications. Of those, 6 were reviews (internal and external), 5 applications were transferred to another agency, 14 were invalid and remained invalid and 9 were withdrawn. A total of 119 original applications were decided in the 2022-2023 financial year.

11 applications were refused, either wholly or in part, because the application was for disclosure of information for which there is conclusive presumption of an overriding public interest against disclosure.

Details of all applications are outlined in Tables 16-24.

Agencies must review their program for the release of government information under section 7(3) of the GIPA Act and Clause 7(a) of the GIPA Regulation, to identify the kinds of information that can be made publicly available. This review must be undertaken at least once every 12 months. The program for the proactive release of information requires business areas to look at information that has been informally released, requested formally under the GIPA Act, as well as information held that may be of interest to members of the public that can be proactively released and made available for public use.

During 2022-23, business areas reviewed information as outlined above and provided details of what information has been proactively released. Examples include:

- [programs and grants](#)
- [reporting on fish death events](#)
- regular updates to spatial data available through the [FishSmart app](#)
- [updated mapping of estuarine habitats](#)
- harvest strategies for [lobster](#) and [trawl whiting](#)
- [annual quota reports for native game birds](#)
- [public register of authorised plantations](#)
- [report of the review of the Plantations and Reafforestation Act 1999 and Plantations and Reafforestation \(Code\) Regulation 2011](#)
- [Exhibited Animals Authority Register \(nsw.gov.au\)](#)
- [BFS Compliance Regulatory Priorities 2022-2023](#)
- [Tilapia Control Plan](#)
- [McPhillamys Gold Project](#)

Table 16: Number of applications by type of applicant and outcome*

Type of applicant	Access granted in full	Access granted in part	Access refused in full	Information not held	Information already available	Refuse to deal with application	Refuse to confirm/deny whether information is held	Application withdrawn
Media	1	2	0	0	0	0	0	1
Members of Parliament	0	2	1	0	1	0	0	0
Private Sector Business	1	2	1	0	2	0	0	3
Not for profit organisations or community groups	5	11	1	3	1	1	0	0
Members of the public (application by legal representative)	8	23	2	5	2	8	0	4
Members of the public (other)	6	27	0	7	4	3	0	1
Total	21	67	5	15	10	12	0	9

*More than one decision can be made in respect of a particular access application. If so, a recording must be made in relation to each such decision. This also applies to Table 17.

Table 17: Number of applications by type of application and outcome*

Type of application	Access granted in full	Access granted in part	Access refused in full	Information not held	Information already available	Refuse to deal with application	Refuse to confirm/deny whether information is held	Application withdrawn
Personal information applications*	0	9	0	2	1	0	0	0
Access applications (other than personal information applications)	16	36	3	9	6	7	0	6
Access applications that are partly personal information applications and partly other	5	22	2	4	3	5	0	3
Total	21	67	5	15	10	12	0	9

*A personal information application is an access application for personal information (as defined in clause 4 of Schedule 4 to the Act) about the applicant (the applicant being an individual).

Table 18: Invalid applications

Reason for invalidity	No. of applications
Application does not comply with formal requirements (section 41 of the Act)	54
Application is for excluded information of the agency (section 43 of the Act)	0
Application contravenes restraint order (section 110 of the Act)	0
Total number of invalid applications received	54
Invalid applications that subsequently became valid applications	40
Applications that remained invalid	14

Table 19: Conclusive presumption of overriding public interest against disclosure: matters listed in Schedule 1 to the Act

Number of times consideration used*	
Overriding secrecy laws	0
Cabinet information	8
Executive Council information	0
Contempt	1
Legal Professional Privilege	4
Excluded information	1
Documents affecting law enforcement and public safety	0
Transport safety Adoption	0
Care and protection of children	0
Ministerial code of conduct	0
Aboriginal and environmental heritage	0
Information about complaints to Judicial Commission	0
Information about authorised transactions under Electricity Network Assets (Authorised Transactions) Act 2015	0
Information about authorised transactions under Land and Property information NSW (Authorised Transaction) Act 2016	0
Total	14

*More than one public interest consideration may apply in relation to a particular access application and, if so, each such consideration is to be recorded (but only once per application). This also applies in relation to Table 21 - Timeliness

Table 20: Other public interest considerations against disclosure: matters listed in table to section 14 of the Act

	Number of occasions when application not successful
Responsible and effective government	11
Law enforcement and security	3
Individual rights, judicial processes, and natural justice	64
Business interests of agencies and other persons	12
Environment, culture, economy, and general matters	0
Secrecy provisions	0
Exempt documents under interstate Freedom of Information legislation	0
Total	90

Table 21: Timeliness

	Number of applications
Decided within the statutory timeframe (20 days plus any extensions)	99
Decided after 35 days (by agreement with applicant)	18
Not decided within time (deemed refusal)	2
Total	119

Table 22: Number of applications reviewed under Part 5 of the Act (by type of review and outcome)

	Decision varied	Decision upheld	Total
Internal review	1	4	5
Review by Information Commissioner*	0	1	1
Internal review following recommendation under section 93 of the Act 1	0	0	0
Review by NCAT	0	0	0
Total	1	5	6

*The Information Commissioner does not have the authority to vary decisions but can make recommendations to the original decision-maker. The data in this case indicates that a recommendation to vary or uphold the original decision has been made by the Information Commissioner.

Table 23: Applications for review under Part 5 of the Act (by type of applicant)

	Number of applications for review
Applications by access applicants	5
Applications by persons to whom information the subject of access application relates (see section 54 of the Act)	1
Total	6

Table 24: Applications transferred to other agencies under Division 2 of Part 4 of the Act (by type of transfer)

	Number of applications transferred
Agency-initiated transfers	4
Applicant-initiated transfers	1
Total	5

Privacy Management

The Privacy Management Plan outlines how the Department of Regional NSW complies with the provisions of the *Privacy and Personal Information Protection Act 1998* (PPIPA) and the *Health Records and Information Privacy Act 2002* (HRIPA).

The Department of Regional NSW used Privacy Awareness Week (PAW) in May 2023 as an opportunity to promote privacy and encourage all staff to complete the online Privacy Management Course. A message to all staff was included in the Weekly Wrap which linked to some top privacy tips on the Department of Regional NSW intranet and further resources.

The Information and Privacy team regularly attends team meetings to discuss staff rights and responsibilities under the PPIP Act and HRIP Act. There has been an increase in the number of privacy impact assessments being undertaken leading to the creation of a simplified template to assist staff.

During the 2022-2023 reporting period, the Department of Regional NSW received one complaint about breach of privacy that was investigated, and no further action required.

The Department of Regional NSW had 5 breaches of privacy. Two were caused by system or software error. The other 3 breaches were caused by human error, such as attaching the wrong document or sending emails to a group of applicants without selecting blind carbon copy.

All affected individuals were notified of the breaches, provided with information on what happened and details on how to make a formal complaint, should they wish to do so. All breaches were voluntarily reported to the NSW Privacy Commissioner.

Sixty-eight formal responses to staff were provided in answer to requests for privacy advice. Informal privacy advice was also given verbally to staff who rang the team requesting guidance on privacy matters.

Cyber Security Annual Attestation Statement for the 2022-2023 Financial Year for the Department of Regional NSW

I, Rebecca Fox, am of the opinion that the Department of Regional NSW (DRNSW) and the supported entities listed below (the supported entities) have managed cybersecurity risks consistently with the Mandatory Requirements outlined in the NSW Government Cyber Security Policy.

Governance is in place to manage the cybersecurity maturity and initiatives of DRNSW and the supported entities.

The assessment and management of risks to the information and systems of DRNSW and the supported entities are being well managed.

A current cyber security incident response plan is in place for DRNSW and the supported entities, which has been tested during the reporting period.

DRNSW and the supported entities have an Information Security Management System (ISMS) in place.

The Department of Planning and Environment (DPE) provides DRNSW and the supported entities with their ICT environment through a Service Partnership Agreement. DPE bears responsibility for the technical aspects of cybersecurity on behalf of DRNSW and the supported entities.

DPE has maintained certification with ISO27001 Information Technology - Security Techniques - Information Security Management Systems - Requirements. This certification was provided by an Accredited Third Party (BSI) during the 2022/2023 financial year (Certificate Number is IS 645082).

Cyber security is appropriately addressed in DRNSW governance forums.

This attestation covers the following:

- Department of Regional NSW
- Agricultural Scientific Collections Trust
- Belgenny Farm Agricultural Heritage Centre Trust
- C.B. Alexander Foundation
- Fisheries Administration Ministerial Corporation
- McGarvie Smith Institute Trustees
- Mining and Petroleum Competence Board
- Trustees of the Farrer Memorial Research Scholarship Fund



Rebecca Fox

Secretary
Department of Regional NSW

Work health and safety

The Department of Regional NSW implemented the following key programs of work to ensure effective management of work health and safety (WHS).

- Developed and consulted on WHS targets for FY 2024–26 to drive improvements in safety performance. The targets align to new SafeWork NSW requirements and the Australian Work Health and Safety Strategy 2023-2033.
- Launched a challenging customer behaviour framework for management of key psychosocial hazards in response to increased reports.
- Undertook an internal audit of the safety management system and developed an action plan to ensure continuous improvement of the system.
- Provided training to senior people leaders in managing burnout and developing wellbeing action plans. The program included access to executive coaching and support sessions.
- Launched a sensitive disclosure service to support workers when lodging grievances and trained our HR professionals to respond in a trauma informed way.

Table 25: Incident Data

Type	2021-22	2022-23
Injury/illness	276	539
Hazard/damage	240	246
Near miss	141	140
COVID-19	382	87
Psychosocial	46	64
Dangerous occurrence	38	25
Breach of road rules	82	90
Incidents reported within 24hrs	80%	72%
Total	1205	1191

Table 26: Workers' compensation

Injury Type	2021-22	2022-23
Medical only injuries	55	62
Lost time injuries	18	57
Lost Time Injury Frequency Rate	2.3	8.5
Total Days Lost	376	1533

Table 27: Employee Assistance Program

Service	Cases
General counselling sessions	341
People leader sessions	13
Critical incident response	15
Utilisation rate	7.6%

Workforce and diversity

The Department of Regional NSW's commitment to building inclusive workplaces is defined in the Diversity and Inclusion Strategy 2022-2025 and in actions in the Gender Equity Action Plan, Aboriginal Employment Strategy and Disability Inclusion Action Plan.

To support inclusion, employee networks were established to provide support and create safe spaces for employees to share experiences.

Diversity and inclusion training was offered to all employees through partnerships with organisations such as Parents at Work, Pride in Diversity, Australian Network on Disability and Future Women.

Recruitment efforts focused on increasing diversity at all levels through the creation and implementation of an Employee Value Proposition and videos.

Flexibility, gender equality and inclusive hiring practices were promoted and hyper care recruitment support for people with disability and those who identify as Aboriginal or Torres Strait Islander was created.

Gender equity was prioritised by incorporating flexible working discussions into performance development plans and implemented policies to address sexual harassment and domestic violence. Our continued Family Friendly Workplace Certification recognises that we have been assessed and recognised against a national set of standards.

Disability Inclusion Action Plan

Actions undertaken as part of the Department of Regional NSW's Diversity and Inclusion Action Plan (DIAP) contributed toward an increase in the workforce participation rate of people with disability from 3.8% in 2022 to 4.5% in 2023. Key actions included:

- streamlined recruitment processes, ensuring a more accessible and inclusive application experience for all candidates
- implemented a Disability Hyper Care recruitment model, placing 30 candidates with disability
- facilitated Disability Confident Recruiter training for hiring managers and recruitment specialists to build awareness and confidence when recruiting people with disability
- promoted flexible working options, including part-time work, job sharing, flex-time, and remote work
- continued to build awareness and foster a safe space for employees to share lived experience through the Disability Employee Network (DEN)
- conducted assessments of our facilities to ensure they were compliant with the accessibility requirements of the *Disability Discrimination Act 1992*
- integrated accessibility and inclusion criteria into regional funding programs
- developed an Access and Inclusion Event Planning Toolkit to support employees hosting events
- designed and implemented disability-focused learning programs, including a leadership program and an internal mentoring initiative.

Trends in the representation of workforce diversity groups

Table 28: Representation of workforce diversity groups

Workforce Diversity Group	Benchmark	2021	2022	2023
Women	50%	48.8%	51.6%	51.6%
Aboriginal and/or Torres Strait Islander People	3.3%	1.2%	2.7%	3.5%
People whose First Language Spoken as a Child was not English	23.2%	6.1%	9.7%	11.5%
People with Disability	5.6%	1.7%	3.8%	4.5%
People with Disability Requiring Work-Related Adjustment	N/A	0.3%	1.0%	1.3%

Source: NSW Public Service Commission Approved Workforce Profile Report 2023

Notes:

1. The benchmark for representation of women in the overall DRNSW workforce is intended to reflect the gender composition of the NSW community.
2. The NSW Public Sector Aboriginal Employment Strategy 2019-2025 aims for 3% Aboriginal representation at all non-executive salary levels by 2025. DRNSW has set an internal target of 6% for Aboriginal staff across the Department by June 2025 to ensure we represent the communities in which we serve.
3. A benchmark from the Australian Bureau of Statistics (ABS) Census of Population and Housing has been included for People whose First Language Spoken as a Child was not English. The ABS Census does not provide information about first language but does provide information about country of birth. The benchmark of 23.2% is the percentage of the NSW general population born in a country where English is not the predominant language.
4. In December 2017 the NSW Government announced the target of doubling the representation of people with disability in the NSW public sector from an estimated 2.7% to 5.6% by 2025. The benchmark for 'People with Disability Requiring Work-Related Adjustment' was not updated.

Table 29: Trends in the distribution of workforce diversity groups

Workforce Diversity Group	Benchmark	2021	2022	2023
Women	100	95	95	97
Aboriginal and/or Torres Strait Islander People	100	86	87	90
People whose First Language Spoken as a Child was not English	100	100	99	98
People with Disability	100	100	98	97
People with Disability Requiring Work-Related Adjustment	100	N/A	88	89

Source: NSW Public Service Commission Approved Workforce Profile Report 2023

Notes:

1. A Distribution Index score of 100 indicates that the distribution of members of the Workforce Diversity group across salary bands is equivalent to that of the rest of the workforce. A score less than 100 means that members of the Workforce Diversity group tend to be more concentrated at lower salary bands than is the case for other staff. The more pronounced this tendency is, the lower the score will be. In some cases, the index may be more than 100, indicating that members of the Workforce Diversity group tend to be more concentrated at higher salary bands than is the case for other staff.
2. The Distribution Index is not calculated when the number of employees in the Workforce Diversity group is less than 20 or when the number of other employees is less than 20.

Human resources

Workforce statistics

Table 30: Number of full-time equivalent staff (FTE) employed by the Department of Regional NSW

Department of Regional NSW	June 2023
Commercial	581
Mining, Exploration and Geoscience	356
Office of the Cross Border Commissioner	19
Office of the Secretary	81
Primary Industries	2,042
Regional Development and Programs	402
Regional Precincts	53
Strategy, Corporate and Performance	281
Total	3,816

Source: NSW Public Service Commission Approved Workforce Profile Report 2023

Notes:

1. FTE calculated as at the last pay period in June 2023 using the 2023 Workforce Profile report.
2. All contingent, and other non-payroll staff are excluded.
3. Staff employed by Local Land Services (LLS), Rural Assistance Authority (RAA), Regional Growth NSW Development Corporation (RGDC) or Northern Rivers Reconstruction Corporation (NRRC) are not reported in DRNSW's Annual Report.
4. FTE has been rounded to the nearest whole number, therefore the total may not be identical to the sum of subtotals
5. The total of 3,816 includes the Secretary of DRNSW, but they are not identified separately in the table.
6. Staff that are employed under personnel services arrangements are excluded but are noted in Table 36.

Historical figures

Table 31: Number of full-time equivalent staff (FTE) employed in the Department of Regional NSW

	June 2022	June 2023
Total	3,155	3,816

Source: NSW Public Service Commission Approved Workforce Profile Report 2023

Notes:

1. Refer to notes at Table 30.
2. Historical FTE figure for 2022 has been updated to include casual staff.

Senior executive remuneration bands and average remuneration

Table 32: Senior executive remuneration bands (headcount)

Band	2022		2023	
	Female	Male	Female	Male
Band 4	-	1	1	-
Band 3	3	3	2	4
Band 2	6	21	6	23
Band 1	46	66	61	71
Total	55	91	70	98
	146		168	

Source: NSW Public Service Commission Approved Workforce Profile Report 2023

Table 33: Senior executive remuneration bands (average remuneration)

Band	Range	Average remuneration (full year)	
		2022	2023
Band 4	\$509,251-\$588,250	\$614,000	\$623,300
Band 3	\$361,301-\$509,250	\$413,166	\$429,298
Band 2	\$287,201-\$361,300	\$300,383	\$301,193
Band 1	\$201,350-\$287,200	\$231,763	\$227,418

Range Source: Report and determination under section 240 of the Statutory and Other Offices Remuneration Act 1975: Remuneration Package Ranges for the PSSEs 2022-2023 Remuneration Framework. The above averages represent a full year equivalent average remuneration for the relative bands, they do not represent what was paid in the period 1 July to 30 June.

Notes:

1. Of DRNSW's total employee related expenditure (ERE) in 2022, 8.9% was related to senior executives ERE. 2. Refer to notes at Table 31. (Historical Figures)
2. Based on active headcount as at census period (3h. active census date status only)

Exemptions from reporting provisions

No exemptions from annual reporting provision for 2022-23 have been requested by the Department.

Annual report external production costs

No external production costs were incurred in producing this report.

Consulting Fees

The below Table 34 outlines consulting fees over \$50,000 paid during the period 1 July 2022 to 30 June 2023 and Table 35 outlines the number and total amount paid of consulting engagements less than \$50,000 during the period 1 July 2022 to 30 June 2023.

Table 34: Consulting fees over \$50,000

Name of consultant	Title of project work	Amount
BDO Advisory (SA) P/L	Economic Analysis for Fisheries Harvest Strategies	\$80,819
Deloitte Touche Tohmatsu	Cyber Security Strategy	\$155,290
Ernst & Young	Best Practice Project Management	\$93,600
Ernst & Young	NSW Shark Management Program -Community & Stakeholder Sentiment Survey	\$59,144
GHD P/L	Critical Mineral Infrastructure Study	\$144,053
KPMG	Office for Regional Youth -Final Business Case and Action Plan	\$175,320
Larkin Sykes P/L	Common User Processing Study	\$54,888
Nous Group P/L	Evaluation of the Holiday Break Program	\$59,091
Nous Group P/L	Office for Regional Youth Strategic Planning	\$353,214
Nous Group P/L	Refine Operating Model for the Office of the Cross-border Commissioner	\$60,600
Polis Partners	Major Infrastructure Delivery and Local Housing Pressures	\$74,850
Price Waterhouse Coopers Consulting	Priority Sector Opportunity Statements	\$153,460
Publicis Sapient Australia P/L	Digital Maturity Assessment	\$415,000
Publicis Sapient Australia P/L	Three-year Strategy & Investment Roadmap	\$288,713
Stafford Strategy	Adventure Cycling Trends, Supply and Demand Analysis	\$59,288
Strategic Bovine Services P/L	Better Preparedness, Lower Risk and Higher Resilience in Dairy	\$172,988
The LKB Agency	Development of MEMS Communication and Stakeholder Engagement	\$82,435
TTF Pollard Family Trust	Governance Capability Gap Analysis	\$56,750
Wolfpeak P/L	Regional Recovery Programs –Strategic Support	\$262,901
WSP Australia P/L	NSW Heavy Haulage Study	\$135,570
	Total:	\$2,937,974

Table 35: Consulting fees under \$50,000

Consultancy Fees Under \$50,000	
Total number of engagements	22
Total cost of engagements	\$582,087

Requirements from employee arrangements

The Department of NSW provided personnel services to the following entities during the period 1 July 2022 to 30 June 2023.

Table 36: Employment arrangements

Entity	Staff numbers (FTE) at 30 June 2023
NSW Rural Assistance Authority	90
Regional Growth NSW Development Corporation	54
Northern Rivers Reconstruction Corporation	37

Detailed information on personnel services employees, including workforce diversity, is disclosed in the annual reports of each entity.

Insurance activities

The Department of NSW is insured through the Treasury Managed Fund, a NSW Government self-insurance scheme. The claims management partner for Treasury Managed Fund general lines of insurance is Gallagher Bassett and workers compensation insurance is managed through Allianz. Insurable risk exposures covered through the Treasury Managed Fund include property, liability, motor vehicle and workers compensation.

Table 37: Summary of claims paid by the Treasury Managed Fund during 2022-23

Insurance Category	Policy No.	Group Name ¹	Number of claims from 1 July 2022 to 30 June 2023	Sum of net incurred cost from 1 July 2022 to 30 June 2023 ²	Sum of amount paid from 1 July 2022 to 30 June 2023 ³	Reserve balance from 1 July 2022 to 30 June 2023 ⁴	Sum of amount recovered from third party from 1 July 2022 to 30 June 2023 ⁵
Property	MF100030, MF700532	DRNSW	44	\$2,540,063.09	\$857,170.14	\$1,682,892.95	\$-
Liability	MF100029, MF700531	DRNSW	3	\$344,500.00	\$56,342.27	\$288,157.73	\$-
Miscellaneous	MF100031, MF700533	DRNSW	4	\$232,367.13	\$217,576.19	\$14,790.94	\$-
Motor	MF100028, MF100192, MF700530	DRNSW	73	\$305,523.94	\$234,854.54	\$87,493.60	\$16,824.20
Workers Compensation	MWJ3333393, WC900267, WC900308	DRNSW	136	\$3,316,434.85	\$821,004.94	\$2,495,429.91	\$-
Totals	12		260	\$6,738,889.01	\$2,186,948.08	\$4,568,765.13	\$16,824.20

1. Only amounts paid under separate policies are disclosed. Amounts paid for Mining, Exploration and Geoscience, NSW Resources Regulator, Regional Development & Regional Growth NSW Development Corporation were included in consolidated policies paid for by DRNSW.

2. Sum of net incurred cost: Total estimate on the claim at the time the claim is submitted to iCare

3. Sum of amount paid: Amount paid on the claim to date

4. Reserve balance: Current outstanding estimate on the claim

5. Sum of amount recovered from third party: Amount recovered from third party on the claim to date

Table 38: Overseas Travel

Name of Officer	Position title	Destination	Purpose of Travel	Travel start date from	Travel end date
Dr Tahir Khurshid	Research Physiologist	Spain	Research project -National persimmon varietal evaluation program -Frutic22 Conference	17/06/2022	5/07/2022
Deb Slinger	Director Southern Cropping Systems	Canada	Agricultural study -Recognising and Rewarding Excellence Award –Grains Research & Development Corporation travel bursary	12/07/2022	30/07/2022
Ehsan Tavakkoli	Research Officer Soil Nutritional Chemical	Scotland	Research project -Amelioration of subsoil constraints using innovative products and precision placement of soil amendments (22nd World Congress of Soil Science 2022)	31/07/2022	5/08/2022
Dr Sukhvinder Pal (SP) Singh	Senior Research Scientist	France	Research program –horticulture food safety. (International Horticulture Congress 2022)	11/08/2022	25/08/2022
Kare Mahmud	Research Officer Horticulture - Citrus	France	Research project –National Tree Crop Intensification (31st International Horticulture Congress)	12/08/2022	23/08/2022
Nicolas Lyons	Leader Dairy	Austria	3rd International Conference on Precision Dairy Farming and the 10th European Conference on Precision Livestock Farming.	28/08/2022	4/09/2022
Dr Malcolm McPhee	Principal Research Scientist	Italy	Research project –Objective real-time live cattle assessment to improve profit (10th Workshop on Modelling Nutrition Digestion and Utilization in Farm Animals)	15/09/2022	24/09/2022
Cathy Waters	Principal Research Scientist	New Zealand	Research project -On farm Carbon Advice	7/10/2022	15/10/2022
Joop van Leur	Senior Plant Pathologist	Ethiopia	Research projects -Faba Bean in Ethiopia -Mitigating disease constraints to improve productivity and Sustainability and Protecting Ethiopian lentil crop	7/10/2022	21/10/2022
Annette Cowie	Senior Principal Research Scientist, Technical Specialist climate	France/ Austria	International Standards Organisation and International Energy Agency meetings.	10/10/2022	24/10/2022
Dr Hugh Goold	Post Doctoral Fellow in Synthetic Biology	Canada	Australian Genome Foundry at the Global BioFoundries Alliance meeting	12/10/2022	18/10/2022
Lukas Van Zwieten	Senior Principal Research Scientist	South Korea	Research project –Soil Cooperative Research Centre -6th (2022) Asia Pacific Biochar Conference	21/10/2022	27/10/2022

Name of Officer	Position title	Destination	Purpose of Travel	Travel start date from	Travel end date
Dr Tahir Khurshid	Research Physiologist	Turkey	Research project -Evaluation of new rootstocks for the Australian citrus industry.	4/11/2022	14/11/2022
Steven Falivene	Citrus Development Officer	Spain, Turkey, Morocco	Research projects – Afourer Canopy Management & National Tree Crop Intensification (14th International Citrus Congress)	4/11/2022	28/11/2022
Kare Mahmud	Research Officer Horticulture - Citrus	Turkey, Spain and Morocco	Research projects – Afourer Canopy Management & National Tree Crop Intensification (14th International Citrus Congress)	4/11/2022	28/11/2022
Dr John Golding	Research Scientist	Thailand	Research project – Building capacity in irradiation – pathways for export (International Meeting on Radiation Processing Phytosanitary Forum)	5/11/2022	13/11/2022
Jim Rothwell	Director Elizabeth McArthur Agricultural Institute	Dubai	Lumpy Skin Disease workshop	14/11/2022	19/11/2022
Paul Hick	Research Coordinator Veterinary	Dubai	Lumpy Skin Disease Workshop	14/11/2022	19/11/2022
Tarnya Cox	Research Scientist	New Zealand	Australasian Wildlife Management Society Conference, workshops and fieldwork.	30/11/2022	10/12/2022
Glenn Lendon	Operations manager Chickpea Breeding	India	Research project – Chickpea breeding program	14/02/2023	21/02/2023
Dr Tahir Khurshid	Research Physiologist	Indonesia	Research project -Preparedness and management of huánglóngbìng (Citrus greening disease) to safeguard the future of citrus industry in Australia, China and Indonesia	19/02/2023	25/02/2023
Dr Mark Stevens	Principal Research Scientist	Indonesia	Research project -Preparedness and management of huánglóngbìng (Citrus greening disease) to safeguard the future of citrus industry in Australia, China and Indonesia	19/02/2023	25/02/2023
Steven Falivene	Citrus Development officer	Indonesia	Research project -Preparedness and management of huánglóngbìng (Citrus greening disease) to safeguard the future of citrus industry in Australia, China and Indonesia	19/02/2023	26/02/2023
Nerida Donovan	Senior Research Scientist	Indonesia	Research project -Preparedness and management of huánglóngbìng (Citrus greening disease) to safeguard the future of citrus industry in Australia, China and Indonesia	19/02/2023	26/02/2023

Name of Officer	Position title	Destination	Purpose of Travel	Travel start date from	Travel end date
Jordan Bailey	Leader Plant Pathology Curation	Vietnam	Acquisition of reference specimens for diagnostic development to be housed in the NSW DPI Plant Disease Herbarium and Culture Collection (Orange) and liaise with counterparts in Hanoi and Vinh City on research related to plant pest and disease diagnostics and pesticide resistance.	04/03/2023	19/03/2023
Duong Nguyen	Research Officer Plant Biosecurity	Vietnam	Capacity building of plant pathologists and entomologists relating to plant pest and disease diagnostics and pesticide resistance in Northern Vietnam.	4/03/2023	20/03/2023
Kim Wolfenden	Senior Stakeholder Officer	United Kingdom	International Human Wildlife Conflict & Coexistence Conference.	24/03/2023	3/04/2023
Mukesh Srivastava	Electron Microscopist	Japan	Training in the operation and maintenance of newly acquired transmission Electron Microscope.	2/04/2023	7/04/2023
Alan Edwards	Snr Food Incident Response & Complaints Coordinator	New Zealand	Food Standards Australia New Zealand (FSANZ) and Allergen Bureau Stakeholder Engagement meeting.	3/04/2023	4/04/2023
Kevin Dodds	Development Officer (Temperate Fruits)	Spain / Portugal	Research project – Enhance horticulture recovery from bushfires (International Society for Horticultural Science III International Symposium on Beverage Crops)	22/04/2023	12/05/2023
Bruno Holzappel	Senior Research Scientist; Perennial Crop Physiology	Spain / Portugal	Research project – Enhance horticulture recovery from bushfires International Society for Horticultural Science III International Symposium on Beverage Crops)	23/04/2023	12/05/2023
Sophia Callaghan	Diagnostic Plant Pathologist	United Kingdom	Diagnostic residential study of forest pests and pathogens exotic to Australia, field and the laboratory experience.	28/04/2023	14/05/2023
Dr Andrew McConnachie	Research Leader & Senior Research Scientist, Weed Biocontrol	Argentina and Brazil	Research projects -Blue heliotrope project and Harrisia cactus project. (XVI International Symposium on Biological Control of Weeds and International Organization for Biological Control Cactus working Group)	5/05/2023	22/05/2023
Dr Muhammad Nawaz	Research Officer	Argentina and Brazil	Research projects -Blue heliotrope project and Harrisia cactus project. (XVI International Symposium on Biological Control of Weeds and International Organization for Biological Control Cactus working Group)	5/05/2023	22/05/2023

Name of Officer	Position title	Destination	Purpose of Travel	Travel start date from	Travel end date
Dr Asad Shabbir	Research Officer Weed Biological Control	Argentina and Brazil	Research projects -Blue heliotrope project and Harrisia cactus project. (XVI International Symposium on Biological Control of Weeds and International Organization for Biological Control Cactus working Group)	5/05/2023	22/05/2023
Dr Sukhvinder Pal (SP) Singh	Senior Research Scientist	Netherlands and Sweden	Research project -Identifying and managing the sources and routes of microbial contamination in leafy vegetables & Citrus food safety (International conference on Postharvest Unlimited)	11/05/2023	29/05/2023
Melinda Coleman	Principal Research Scientist	USA	Restoration genomics of kelp forests seminar and marine heatwaves workshop.	12/05/2023	21/05/2023
Solomon Balagawi	Research Officer	Austria	Research project –improving rearing, handling and field components for fruit fly sterile insect technique application.	13/05/2023	21/05/2023
Polychronis Rempoulakis	Leader Entomology	Austria	Research project –improving rearing, handling and field components for fruit fly sterile insect technique application.	13/05/2023	21/05/2023
Toni Chapman	Senior Research Scientist Plant Bacteriologist	Italy, Spain, France	Research project –plant biosecurity pathogen Xylella fastidiosa	26/05/2023	01/07/2023
Annette Cowie	Senior Principal Research Scientist, Technical Specialist climate	Costa Rica	International Standards Organisation meeting.	2/06/2023	12/06/2023
Fabiano Ximenes	Senior Research Scientist	Italy	Research project –Biomass for Bioenergy (31st European Biomass Conference and Exhibition)	3/06/2023	11/06/2023
Dr Hanwen Wu	Principal Research Scientist - Weeds	Vietnam, Cambodia and Laos	Potential Research Project -Enhancing effective and safe herbicide-based integrated weed management food productive systems of South-East Asia.	17/06/2023	3/07/2023
Grant McLatchie	Executive Director Geological Survey of NSW	United Kingdom	Critical Minerals Association of UK 2nd Annual Conference, Mines and Money London Conference Investment and meetings with British Geological Survey.	26/11/2022	4/12/2022
Grant McLatchie	Executive Director Geological Survey of NSW	Canada	Prospectors and Developers Association of Canada Conference	2/03/2023	8/03/2023
Yvette Lloyd	Director Industry Development	Canada	Prospectors and Developers Association of Canada Conference	2/03/2023	8/03/2023

Sustainability


The Department of Regional NSW appointed a Climate Change Risk Manager in April 2023, and is following a systematic process for identifying its climate-related risks and opportunities, based on the NSW Government's Climate Risk Ready Guide. Climate risk and adaptation assessment, and identification of key climate risk mitigation and adaptation actions will be undertaken as key future priorities

Modern Slavery Act 2018 (NSW) reporting

There were no issues raised to the Department of Regional NSW by the Anti-slavery Commissioner during the 2022-2023 reporting period.

The Department of Regional NSW is committed to addressing potential modern slavery risks in its operations and supply chains. The Department of Regional NSW introduced a policy outlining 5 principles of effective action on modern slavery. The procurement team has classified high risk spend categories for additional scrutiny during the sourcing process and any significant risks are reported to the risk and governance team.

Training materials and intranet guides were provided to assist buyers to build organisation wide skills to address modern slavery. Modern slavery contract clauses were added to contract templates in consultation with NSW Procurement.



Aerial image of Armidale.

Appendix 1

Audited Financial Statements



INDEPENDENT AUDITOR'S REPORT

Department of Regional NSW

To Members of the New South Wales Parliament

Opinion

I have audited the accompanying financial statements of Department of Regional NSW (the Department), which comprise the Statement by the Secretary, the Statement of Comprehensive Income for the year ended 30 June 2023, the Statement of Financial Position as at 30 June 2023, the Statement of Changes in Equity and the Statement of Cash Flows for the year then ended, notes comprising a Statement of Significant Accounting Policies and other explanatory information of the Department and the consolidated entity. The consolidated entity comprises the Department and the entities it controlled at the year's end or from time to time during the financial year.

In my opinion, the financial statements:

- have been prepared in accordance with Australian Accounting Standards and the applicable financial reporting requirements of the *Government Sector Finance Act 2018* (GSF Act), the *Government Sector Finance Regulation 2018* (GSF Regulation) and the Treasurer's Directions
- presents fairly the financial position, financial performance and cash flows of the Department and the consolidated entity.

My opinion should be read in conjunction with the rest of this report.

Basis for Opinion

I conducted my audit in accordance with Australian Auditing Standards. My responsibilities under the standards are described in the 'Auditor's Responsibilities for the Audit of the Financial Statements' section of my report.

I am independent of the Department and the consolidated entity in accordance with the requirements of the:

- Australian Auditing Standards
- Accounting Professional and Ethical Standards Board's APES 110 'Code of Ethics for Professional Accountants (including Independence Standards)' (APES 110).

Parliament promotes independence by ensuring the Auditor-General and the Audit Office of New South Wales are not compromised in their roles by:

- providing that only Parliament, and not the executive government, can remove an Auditor-General
- mandating the Auditor-General as auditor of public sector agencies
- precluding the Auditor-General from providing non-audit services.

I have fulfilled my other ethical responsibilities in accordance with APES 110.

I believe the audit evidence I have obtained is sufficient and appropriate to provide a basis for my audit opinion.

Key Audit Matters

Key audit matters are those matters that, in my professional judgement, were of most significance in my audit of the financial statements for the year ended 30 June 2023. These matters were addressed in the context of my audit of the financial statements as a whole, and in forming my opinion thereon. I do not provide a separate opinion on these matter.

Key Audit Matter	How my audit addressed the matter
Fair value assessment of property, plant and equipment	
<p>At 30 June 2023, the Department reported \$692.4 million in property, plant and equipment measured at fair value.</p> <p>The closing balance of property, plant and equipment includes a net revaluation increment of \$53.6 million recorded during the year ended 30 June 2023.</p> <p>I considered this to be a key audit matter because:</p> <ul style="list-style-type: none">property, plant and equipment is financially significant to the Departmentthe extent of significant management judgements underpinning key assumptions used in the valuation processthe specialised and unique nature of the assetsthe judgement and complexities associated with the application of AASB 13 'Fair Value Measurement' requirements. <p>Further information on the fair value measurement is disclosed in Note 13 'Property, plant and equipment'.</p>	<p>Key audit procedures included the following:</p> <ul style="list-style-type: none">assessed the competence, capability and objectivity of management's independent valuation expertsassessed the accuracy and completeness of assets included in the revaluationassessed the appropriateness of the methodology used and key assumptions and judgements adoptedassessed material changes to the useful livesassessed the sufficiency and appropriateness of the valuation methodology against the requirements of applicable Australian Accounting Standards and NSW Treasurer's Directionsagreed valuation amounts to the reported financial statement balancesassessed the adequacy of the financial statement disclosures against the requirements of applicable Australian Accounting Standards and NSW Treasurer's Directions.

Secretary's Responsibilities for the Financial Statements

The Secretary is responsible for the preparation and fair presentation of the financial statements in accordance with Australian Accounting Standards and the GSF Act, GSF Regulation and Treasurer's Directions. The Secretary's responsibility also includes such internal control as the Secretary determines is necessary to enable the preparation and fair presentation of the financial statements that are free from material misstatement, whether due to fraud or error.

In preparing the financial statements, the Secretary is responsible for assessing the ability of the Department and the consolidated entity to continue as a going concern, disclosing as applicable, matters related to going concern and using the going concern basis of accounting.

Auditor's Responsibilities for the Audit of the Financial Statements

My objectives are to:

- obtain reasonable assurance about whether the financial statements as a whole are free from material misstatement, whether due to fraud or error
- issue an Independent Auditor's Report including my opinion.

Reasonable assurance is a high level of assurance but does not guarantee an audit conducted in accordance with Australian Auditing Standards will always detect material misstatements. Misstatements can arise from fraud or error. Misstatements are considered material if, individually or in aggregate, they could reasonably be expected to influence the economic decisions users take based on the financial statements.

A description of my responsibilities for the audit of the financial statements is located at the Auditing and Assurance Standards Board website at: www.auasb.gov.au/auditors_responsibilities/ar5.pdf. The description forms part of my auditor's report.

The scope of my audit does not include, nor provide assurance:

- that the Department or the consolidated entity carried out their activities effectively, efficiently and economically
- about the assumptions used in formulating the budget figures disclosed in the financial statements
- about the security and controls over the electronic publication of the audited financial statements on any website where they may be presented
- about any other information which may have been hyperlinked to/from the financial statements.

A handwritten signature in black ink, appearing to be 'Min Lee', written in a cursive style.

Min Lee
Director, Financial Audit

Delegate of the Auditor-General for New South Wales

27 September 2023
SYDNEY

Department of Regional NSW

Financial Statements
for the year ended 30 June 2023

Contents

Certification

Statement by the Secretary	3
----------------------------------	---


Primary financial statements

Statement of Comprehensive Income	4
Statement of Financial Position	5
Statement of Changes in Equity	6
Statement of Cash Flows.....	7
1. Summary of significant accounting policies	8
2. Expenses excluding losses.....	11
3. Revenue	15
4. Gain / (loss) on disposal.....	21
5. Other gains / (losses).....	22
6. State outcome statements.....	23
7. Cash and cash equivalents	27
8. Current / non-current assets - receivables	28
9. Contract assets and liabilities.....	29
10. Financial assets at fair value.....	30
11. Inventories	31
12. Biological assets	31
13. Property, plant and equipment	32
14. Leases	37
15. Intangible assets	41
16. Fair value measurement of non-financial assets	42
17. Restricted assets	45
18. Current / non-current liabilities - payables	45
19. Current / non-current liabilities - borrowings	45
20. Current / non-current liabilities - provisions.....	46
21. Current / non-current liabilities - Other	49
22. Equity	49
23. Commitments for expenditure	51
24. Contingent liabilities and contingent assets	51
25. Budget Review	51
26. Reconciliation of cash flows from operating activities to net result	53
27. Financial instruments	54
28. Trust funds	60
29. Administered activities	60
30. Related party disclosures.....	61
31. Events after the reporting period.....	61

**Department of Regional NSW
Statement by the Secretary
for the year ended 30 June 2023**

Pursuant to section 7.6(4) of the *Government Sector Finance Act 2018* ('the Act'), I state that these financial statements:

- have been prepared in accordance with the Australian Accounting Standards and the applicable requirements of the Act, the Government Sector Finance Regulation 2018 and the Treasurer's directions, and
- present fairly Department of Regional NSW's financial position, financial performance and cash flows.

Signed 

Rebecca Fox
Secretary
Department of Regional NSW

Dated: 26 September 2023

Department of Regional NSW
Statement of Comprehensive Income
for the year ended 30 June 2023

	Notes	Actual 2023 \$'000	Budget 2023 \$'000	Actual 2022 \$'000
Expenses excluding losses				
Employee related expenses	2(a)	548,140	620,315	429,972
Operating expenses	2(b)	837,726	617,783	455,813
Depreciation and amortisation	2(c)	25,499	30,725	33,402
Grants and subsidies	2(d)	1,219,366	2,166,121	670,744
Finance costs	2(e)	185	49	2,146
Total expenses excluding losses		2,630,916	3,434,993	1,592,077
Revenue				
Appropriation (net of transfer payments)	3(a)	1,909,622	2,379,185	1,033,854
Sale of goods and services from contracts with customers	3(b)	217,974	270,725	155,248
Investment revenue	3(c)	14,698	4,745	3,364
Retained taxes, fees and fines	3(d)	70,586	-	75,729
Personnel services revenue	3(e)	25,432	-	11,595
Grants and other contributions	3(f)	737,167	856,162	308,469
Other revenue	3(g)	26,595	939	16,669
Acceptance by the Crown of employee benefits and other liabilities	3(h)	16,579	13,698	16,340
Total revenue		3,018,653	3,525,454	1,621,268
Operating result		387,737	90,461	29,191
Gains / (losses) on asset's disposal and write off	4	958	-	(3,620)
Gain / (Loss) on revaluation of long service leave liability transferred to Crown	5	(5,806)	-	(21,765)
Net gains/(losses) from the derecognition of right-of-use assets and lease liabilities with Property NSW	5	-	-	8,646
Other gains / (losses)	5	(13,280)	-	7,096
Net Result		369,609	90,461	19,548
Other comprehensive income				
<i>Items that will not be reclassified to net result:</i>				
Change in revaluation surplus of property, plant & equipment		53,720	-	138,259
Net gain / (loss) on equity investments		-	25,481	-
Total other comprehensive income		53,720	25,481	138,259
TOTAL COMPREHENSIVE INCOME (LOSS)		423,329	115,942	157,807

The accompanying notes form part of these financial statements.

The consolidated entity results and disclosures are the same as for the parent entity and the parent entity has not been repeated alongside the consolidated entity. Refer note 1(a).

Department of Regional NSW
Statement of Financial Position
as at 30 June 2023

	Notes	Actual 2023 \$'000	Budget 2023 \$'000	Actual 2022 \$'000
ASSETS				
Current assets				
Cash and cash equivalents	7	282,511	318,321	183,520
Receivables	8	542,793	290,354	304,838
Inventories	11	506	-	365
Biological assets	12	4,489	7,150	6,618
Total current assets		830,299	615,825	495,341
Non-current assets				
Receivables	8	21	4	8
Financial assets at fair value	10	48,510	22,505	21,623
Property, plant and equipment	13			
Land and buildings		493,029	373,225	448,413
Infrastructure systems		108,911	141,484	86,155
Other property, plant and equipment		90,446	47,780	54,114
Total property, plant and equipment		692,386	562,489	588,682
Right-of-use assets	14	5,178	1,238	3,596
Intangible assets	15	29,151	25,998	20,936
Biological assets	12	9,539	14,419	14,064
Total non-current assets		784,785	626,653	648,909
Total assets		1,615,084	1,242,478	1,144,250
LIABILITIES				
Current liabilities				
Payables	18	259,822	41,902	184,628
Borrowings	19	1,937	670	1,006
Provisions	20	87,917	42,802	79,738
Contract liabilities	9	32,726	2,835	24,642
Other	21	208,582	10,227	262,683
Total current liabilities		590,984	98,436	552,697
Non-current liabilities				
Payables	18	426	189,366	641
Borrowings	19	2,792	750	2,340
Provisions	20	4,717	4,138	3,382
Total non-current liabilities		7,935	194,254	6,363
Total liabilities		598,919	292,690	559,060
Net assets		1,016,165	949,788	585,190
EQUITY				
Reserves		193,938	28,681	140,218
Accumulated funds		822,227	921,107	444,972
Total equity		1,016,165	949,788	585,190

The accompanying notes form part of these financial statements.

The consolidated entity results and disclosures are the same as for the parent entity and the parent entity has not been repeated alongside the consolidated entity. Refer note 1(a).

Department of Regional NSW
Statement of Changes in Equity
for the year ended 30 June 2023

	Notes	Accumulated funds \$'000	Asset revaluation reserve \$'000	Total equity \$'000
Balance at 1 July 2022		444,972	140,218	585,190
Net result for the year		369,609	-	369,609
Other comprehensive income				
Net change in revaluation surplus of property, plant and equipment	13		53,720	53,720
Total other comprehensive income		-	53,720	53,720
Total comprehensive income for the year		369,609	53,720	423,329
Transactions with owners in their capacity as owners				
Increase/(decrease) in net assets from equity transfers	22	7,646	-	7,646
Balance at 30 June 2023		822,227	193,938	1,016,165

	Notes	Accumulated funds \$'000	Asset revaluation reserve \$'000	Total equity \$'000
Balance at 1 July 2021		425,424	1,959	427,383
Net result for the year		19,548	-	19,548
Other comprehensive income				
Net change in revaluation surplus of property, plant and equipment	13	-	138,259	138,259
Total other comprehensive income		-	138,259	138,259
Total comprehensive income for the year		19,548	138,259	157,807
Balance at 30 June 2022		444,972	140,218	585,190

The accompanying notes form part of these financial statements.

The consolidated entity results and disclosures are the same as for the parent entity and the parent entity has not been repeated alongside the consolidated entity. Refer note 1(a).

Department of Regional NSW
Statement of Cash Flows
for the year ended 30 June 2023

	Notes	Actual 2023 \$'000	Budget 2023 \$'000	Actual 2022 \$'000
Cash flows from operating activities				
Payments				
Employee related		(495,650)	(607,884)	(399,637)
Grants and subsidies		(1,215,241)	(2,166,121)	(670,744)
Suppliers of goods and services		(835,718)	(617,352)	(465,009)
Total payments		(2,546,609)	(3,391,357)	(1,535,390)
Receipts				
Sale of goods and services		52,999	270,725	79,405
Fees and fines		223,456	-	157,335
Interest received		6,985	4,745	417
Appropriation		1,909,622	2,379,185	1,033,854
Grants and contributions		495,257	856,162	320,503
Lease and rental income		3,322	-	3,873
Other		41,963	939	10,659
Total receipts		2,733,604	3,511,756	1,606,046
Net cash flows from operating activities	26	186,995	120,399	70,656
Cash flows from investing activities				
Proceeds from sale of property, plant and equipment and infrastructure systems		2,161	-	309
Purchases of property, plant and equipment and infrastructure systems	13	(56,702)	(80,073)	(46,822)
Investment in financial assets		(22,496)	-	(22,500)
Other		6,654	(15,282)	(739)
Net cash flows from investing activities		(70,383)	(95,355)	(69,752)
Cash flows from financing activities				
Repayment of principal portion of lease liabilities		(2,932)	-	(12,059)
Net cash flows from financing activities		(2,932)	-	(12,059)
Net increase/(decrease) in cash		113,680	25,044	(11,155)
Opening cash and cash equivalents		183,520	292,487	194,675
Cash transferred in / (out) as a result of administrative restructuring and equity transfer	22	(14,689)	790	-
Closing cash and cash equivalents	7	282,511	318,321	183,520

The accompanying notes form part of these financial statements.

The consolidated entity results, and disclosures are the same as for the parent entity and the parent entity has not been repeated alongside the consolidated entity. Refer note 1(a).

Department of Regional NSW

Notes to the financial statements

for the year ended 30 June 2023

1. Summary of significant accounting policies

(a) Reporting entity

The Department of Regional NSW (the Department) is a NSW Government entity and is controlled by the State of New South Wales, which is the ultimate parent. The Department is a not-for-profit entity (as profit is not its principal objective).

The Department of Regional NSW is a central agency for regional issues, ensuring that government investment into regional NSW is fair and delivers positive outcomes for local communities and businesses, by

- building resilient regional economies and communities,
- strengthening primary industries,
- managing the use of our valuable regional land,
- overseeing the state's mineral and mining resources.

The Department was established on 2 April 2020 under the *Administrative Arrangements (Administrative Changes – Regional NSW and Independent Planning Commission) Order 2020* and *Administrative Arrangements (Administrative Changes—Public Service Agencies) Amendment Order 2020*. It is the principal Department in the Regional NSW cluster.

The Department is a reporting entity. The financial statements include separate financial statements for the Department of Regional NSW as the parent entity and the consolidated entity includes the Fisheries Administration Ministerial Corporation (FAMC).

FAMC is a dormant entity with no transactions for the year ended 30 January 2023. FAMC is exempt from financial reporting for the year ended 30 June 2023. Accordingly, the results and disclosures are same for both the consolidated entity and the parent entity.

During the year, the Department rendered services to NSW Food Authority providing staff and other resources in accordance with the annual resource agreement. Refer note 3(b).

During the year, the Department provided personnel services to the NSW Rural Assistance Authority, Regional Growth NSW Development Corporation, Border Fence Maintenance Board and the Northern Rivers Reconstruction Corporation. The recipients of personnel services are separate reporting entities and are not controlled by the Department. Refer notes 2(a) and 3(e).

The Regional Growth NSW Development Corporation ("RGDC") is funded in arrears by the NSW Snowy Hydro Legacy Fund, the Department advances cash to the RGDC to fund activities until funds are claimed and received. The Department recognises cash advances as a current receivable, see note 8(a), until the cash is repaid by the RGDC.

These financial statements of the consolidated entity are part of the NSW Total State Sector Accounts.

These financial statements for the year 1 July 2022 to 30 June 2023 have been authorised for issue by the Secretary on the date the accompanying statement by the Secretary was signed.

(b) Basis of preparation

The Department's financial statements are general purpose financial statements which have been prepared on an accrual basis in accordance with:

- applicable Australian Accounting Standards (AAS) (which include Australian Accounting Interpretations);
- the requirements of the *Government Sector Finance Act 2018* (the GSF Act); and
- Treasurer's Directions issued under the GSF Act.

Property, plant and equipment and certain financial assets and liabilities are measured using the fair value basis. Other financial statement items are measured in accordance with the historical cost convention except where specified otherwise.

Judgements, key assumptions and estimations management has made are disclosed in the relevant notes to the financial statements.

Department of Regional NSW
Notes to the financial statements
for the year ended 30 June 2023

1. Summary of significant accounting policies (continued)

(b) Basis of preparation (continued)

All amounts are rounded to the nearest one thousand dollars and are expressed in Australian currency, which is the Department's presentation and functional currency.

(c) Statement of compliance

The financial statements and notes comply with Australian Accounting Standards, which include Australian Accounting Interpretations.

(d) Administered activities

The Department administers, but does not control, certain activities on behalf of the Crown in right of the State of New South Wales ("Crown"). It is accountable for the transactions relating to those administered activities but does not have the discretion, for example, to deploy the resources resulting from these transactions for the achievement of the Department's own objectives.

Transactions and balances relating to the administered activities are not recognised as the Department's revenues, expenses, assets, and liabilities but are disclosed in the accompanying schedules as "administered revenues" and "administered expenses". Refer note 29.

The accrual basis of accounting and applicable accounting standards have been adopted for these activities.

(e) Accounting for the goods and services tax (GST)

Income, expenses and assets are recognised net of the amount of GST, except that the:

- amount of GST incurred by the Department as a purchaser that is not recoverable from the Australian Taxation Office (ATO) is recognised as part of the cost of acquisition of an asset or as part of an item of expense; and
- receivables and payables are stated with the amount of GST included.

Cash flows are included in the statement of cash flows on a gross basis. However, the GST components of cash flows arising from investing and financing activities which are recoverable from, or payable to, the ATO are classified as operating cash flows.

(f) Comparative information

Except when an Australian Accounting Standard permits or requires otherwise, comparative information is presented in respect of the previous reporting period, 30 June 2022, for all amounts reported in the financial statements.

The budget amounts in statement of comprehensive income and statement of financial position are full year original budget presented to Parliament in respect of the reporting year.

(g) Changes in accounting policy, including new or revised Australian Accounting Standards

(i) Effective for the first time in 2022-23

The accounting policies applied in 2022-23 are consistent with those of the previous financial year except as a result of the new or revised Australian Accounting Standard that has been applied for the first time in 2022-23.

- AASB 1060 *General Purpose Financial Statements – Simplified Disclosures For-Profit and Not-for-Profit Tier 2 Entities*
- AASB 2020-5 *Amendments to Australian Accounting Standards – Insurance Contracts*
- AASB 2020-7 *Amendments to Australian Accounting Standards – Covid-19-Related Rent Concessions: Tier 2 Disclosures*
- AASB 2020-8 *Amendments to Australian Accounting Standards – Interest Rate Benchmark Reform - Phase 2*
- AASB 2020-9 *Amendments to Australian Accounting Standards – Tier 2 Disclosures: Interest Rate Benchmark Reform (Phase 2) and Other Amendments*

1. Summary of significant accounting policies (continued)

(g) Changes in accounting policy, including new or revised Australian Accounting Standards (continued)

(i) Effective for the first time in 2022-23 (continued)

- AASB 2021-1 *Amendments to Australian Accounting Standards – Transition to Tier 2: Simplified Disclosures for Not-for-Profit Entities*
- AASB 2021-3 *Amendments to Australian Accounting Standards – Covid-19-Related Rent Concessions beyond 30 June 2021*

The adoption of the above revised Australian Accounting Standards has not had any significant impact on the Department.

(ii) Issued but not yet effective

NSW public sector entities are not permitted to early adopt new Australian Accounting Standards, unless NSW Treasury determines otherwise.

The following new Australian Accounting standards have not been applied and are not yet effective:

- AASB 17 *Insurance Contracts*
- AASB 2020-1 *Amendments to Australian Accounting Standards – Classification of Liabilities as Current or Non-current*
- AASB 2021-2 *Amendments to Australian Accounting Standards – Disclosure of Accounting Policies and Definition of Accounting Estimates*
- AASB 2021-5 *Amendments to Australian Accounting Standards – Deferred Tax related to Assets and Liabilities arising from a Single Transaction*
- AASB 2021-6 *Amendments to Australian Accounting Standards – Disclosure of Accounting Policies: Tier 2 and Other Australian Accounting Standards*
- AASB 2021-7b *Amendments to Australian Accounting Standards – Effective Date of Amendments to AASB 10 and AASB 128 and Editorial Corrections*
- AASB 2021-7c *Amendments to Australian Accounting Standards – Effective Date of Amendments to AASB 10 and AASB 128 and Editorial Corrections*
- AASB 2022-1 *Amendments to Australian Accounting Standards – Initial Application of AASB 17 and AASB 9 – Comparative Information*
- AASB 2022-5 *Amendments to Australian Accounting Standards – Lease Liability in a Sale and Leaseback*
- AASB 2022-6 *Amendments to Australian Accounting Standards – Non-current Liabilities with Covenants*
- AASB 2022-7 *Editorial Corrections to Australian Accounting Standards and Repeal of Superseded and Redundant Standards*
- AASB 2022-8 *Amendments to Australian Accounting Standards – Insurance Contracts: Consequential Amendments*
- AASB 2022-9 *Amendments to Australian Accounting Standards – Insurance Contracts in the Public Sector*
- AASB 2022-10 *Amendments to Australian Accounting Standards – Fair Value Measurement of Non-Financial Assets of Not-for-Profit Public Sector Entities*

(h) Impact of COVID-19 and natural disasters on Financial Reporting for 2022-23 and going concern

The financial statements of the Department have been prepared on a going concern basis.

The impact of COVID-19 and natural disasters has been included in the financial statements based on evidence available at the balance date. The Department assessed the impact on the fair value of its financial assets, such as receivables and right of use assets. Where appropriate, the Department recognised a credit loss to reflect historical credit loss evidence adjusted for forward looking economic outlook and conditions. The fair value assessment of property, plant and equipment by independent valuer concluded that there was no evidence at balance date to suggest any material impact due to COVID-19. Refer notes 8, 13, 14 and 31.

Department of Regional NSW
Notes to the financial statements
for the year ended 30 June 2023

1. Summary of significant accounting policies (continued)

(i) FY22-23 Superannuation on Annual Leave Loading

The Department has determined that it is not probable a liability arises to pay superannuation on annual leave loading. This position has been formed based on current inquiries, other information currently available to management, and after considering the facts from a decision in the Federal Court of Australia: Finance Sector Union of Australia v Commonwealth Bank of Australia [2022] FedCFamC2G 409. That decision confirmed that, in relation to the industrial agreement considered in that case, annual leave loading did not form part of ordinary time earnings and therefore, did not require superannuation contributions to be made under superannuation guarantee legislation because the obligation to pay annual leave loading was not referable to ordinary hours of work or to ordinary rates of pay. Rather, it was paid by reference to the period of annual leave, and for the purpose of compensating employees for their loss of opportunity to work additional hours at higher rates during this period.

This position will be re-assessed in future reporting periods as new information comes to light on this matter.

2. Expenses excluding losses

(a) Employee related expenses

	2023	2022
	\$'000	\$'000
Salaries and wages (including recreation leave)	459,642	375,723
Superannuation - defined benefit plans	2,872	2,289
Superannuation - defined contribution plans	42,481	34,747
Long service leave	8,898	(10,024)
Workers' compensation insurance	4,861	4,234
Payroll tax and fringe benefits tax	28,318	20,268
Redundancy payments	1,068	2,735
	548,140	429,972

The employee related expenses include \$25 million for Personnel Services (2022: \$11.6 million). The recipients of Personnel Services are separate reporting entities and are not controlled by the Department. Refer to notes 1(a) and 3(e).

Employee related costs that have been capitalised in property, plant and equipment or intangible asset accounts is \$1,117,186 (2022: \$1,187,979) and are excluded from above.

Employee related expenses are recognised when they are incurred by the Department. Refer to note 20 for details on recognition and measurement policies on key employee related provisions and related expenses.

Department of Regional NSW
Notes to the financial statements
for the year ended 30 June 2023

2. Expenses excluding losses (continued)

(b) Other operating expenses

	2023	2022
	\$'000	\$'000
Advertising and promotion	3,363	2,545
Assets under \$5,000	8,193	10,690
Auditor's remuneration – NSW Audit Office	674	518
Auditor's remuneration – Other	375	382
Bushfire recovery	612	9,090
Flood waste clean up works	345,688	112,383
Consultancy	3,521	4,038
Contingent workers	15,441	10,899
Professional services	267,094	172,774
Corporate services	25,685	24,733
Cost of sales	39,516	21,659
Waivers, refunds and remissions	1,697	26
Fleet costs	6,285	3,142
Insurance	4,648	5,803
Legal costs	9,239	3,984
Maintenance	17,665	12,156
Occupancy	10,486	9,273
Expense relating to short-term leases and low-value assets	19,624	8,461
Other expenses	15,664	17,344
Printing, stationery and postage	6,211	3,992
Computer and Telecommunication costs	11,920	12,096
Training and staff development	4,849	2,903
Travel	19,276	6,922
	837,726	455,813

	2023	2022
	\$'000	\$'000
Maintenance reconciliation		
Maintenance expense - contracted labour and other (non-employee related), as above	17,665	12,156
Employed related maintenance expense included in Note 2(a)	919	632
Total maintenance expenses included in Note 2(a) + 2(b)	18,584	12,788

Department of Regional NSW
Notes to the financial statements
for the year ended 30 June 2023

2. Expenses excluding losses (continued)

(b) Other operating expenses (continued)

Recognition and measurement – key ‘other operating expenses’

Maintenance expense

Day-to-day servicing or maintenance costs are charged as expenses as incurred, except where they relate to the replacement or enhancement of a part or component of an asset, in which case costs are capitalised and depreciated.

Insurance

The Department’s insurance activities are conducted through the NSW Treasury Managed Fund Scheme of self-insurance for Government entities. The expense (premium) is determined by the Fund Manager based on past claim experience.

Operating leases

The Department recognises lease payments associated with the following types of leases as an expense on a straight-line basis, instead of recognising them under AASB 16 (refer note 14(a) (iii)):

- Leases that meet the definition of short-term. I.e. where the lease term at commencement of the lease is 12 months or less. This excludes leases with a purchase option.
- Leases of assets that are valued at \$10,000 or under when new.

Variable lease payments are not included in the measurement of the lease liability (i.e. variable lease payments that do not depend on an index or a rate, initially measured using the index or rate as at the commencement date). These payments are recognised in the period in which the event or condition that triggers those payments occurs.

(c) Depreciation and amortisation

	2023	2022
	\$'000	\$'000
Buildings	12,627	12,143
Infrastructure	3,059	2,189
Plant and equipment	5,717	5,674
Right-of-use - buildings	-	9,685
Right-of-use - plant & equipment	2,765	1,476
Amortisation of intangible assets	1,331	2,235
	25,499	33,402

Refer to notes 13, 14 and 15 for recognition and measurement policies on depreciation and amortisation.

Department of Regional NSW
Notes to the financial statements
for the year ended 30 June 2023

2. Expenses excluding losses (continued)

(d) Grants and subsidies

	2023	2022
	\$'000	\$'000
Grants to cluster agencies		
Local Land Services	88,154	98,024
NSW Food Authority	7,637	9,714
Rural Assistance Authority	40,051	44,400
Northern Rivers Reconstruction Corporation	52,934	-
Regional Growth NSW Development Corporation	-	2,868
	188,776	155,006
Other grants funded from Consolidated Fund and other sources of funds		
Commonwealth government agencies	2,332	1,450
NSW government agencies	333,637	94,457
Other state government agencies	17,707	12,596
Local government agencies	411,892	211,315
Non-government organisations	265,022	195,920
	1,219,366	670,744

Recognition and measurement – grants and subsidies

Grants are generally recognised as an expense when the Department transfers control of the contribution which is deemed to have transferred when the grant is paid or payable.

(e) Finance costs

	2023	2022
	\$'000	\$'000
Interest expense from lease liabilities	185	2,146
	185	2,146

Recognition and measurement – finance costs

Finance costs consist of interest and other costs incurred in connection with the borrowing of funds. Borrowing costs are recognised as expenses in the period in which they are incurred, in accordance with Treasury's mandate to not-for-profit NSW General Government Sector entities. Refer note 14 for interest expense on leases.

Department of Regional NSW
Notes to the financial statements
for the year ended 30 June 2023

3. Revenue

Revenue is recognised in accordance with the requirements of AASB 15 or AASB 1058, dependent on whether there is a contract with a customer defined by AASB 15.

(a) Appropriations and transfers to the Crown

Summary of Compliance

	2023	2022
	\$'000	\$'000
Summary of Compliance		
Original Budget per Appropriation Act	Appropriation 2,379,185	Appropriation 1,712,193
Other Appropriations / Variations made to the appropriations during the financial year		
Section 4.9 GSF Act (transfer of functions between GSF agencies)	(190,000)	(3,000)
Section 4.11 GSF Act (Variations of annual appropriations for Commonwealth grants)	5,379	830
Section 4.13 GSF Act Exigency of Government (additional appropriation approved by Treasurer and Governor for exigencies of government)	-	67,245
Exigency of Government (per Section 34 of the Appropriation Act)	-	(16,600)
COVID-19 pandemic and inflation (per Section 37 of the Appropriation Act)	-	1,798
Offset Savings - insufficient fund (per Section 34(2) of the Appropriation Act)	(9,000)	-
Total spending authority from parliamentary appropriations, other than deemed appropriations	2,185,564	1,762,466
Add:		
The spending authority from deemed appropriations earned during the year	892,416	542,177
The spending authority from deemed appropriations balance brought forward from prior years	134,043	151,114
Total spending authority from parliamentary appropriations	3,212,022	2,455,757
Less: total expenditure from parliamentary appropriations	(2,717,864)	(1,593,492)
Variance	494,158	862,265
Less:		
The spending authority from appropriations lapsed at 30 June	(246,995)	(728,222)
Deemed appropriations balance carried forward to following years	247,163	134,043
Appropriations (per Statement of Comprehensive Income)	1,909,622	1,033,854
Total amount drawn down against Annual Appropriations	1,909,622	1,033,854

The summary of compliance is based on the assumption that annual appropriations monies are spent first (except where otherwise identified or prescribed).

'Expenditure' refers to cash payments. The term 'expenditure' has been used for payments for consistency with AASB 1058.

If Department received an equity appropriation, this is disclosed in the summary of compliance as part of the appropriation.

Department of Regional NSW
Notes to the financial statements
for the year ended 30 June 2023

3. Revenue (continued)

(a) Appropriations and transfers to the Crown (continued)

The *Appropriation Act 2022* (Appropriations Act) (and the subsequent variations, if applicable) appropriates the sum of \$2.4 billion to the Minister for Regional NSW out of the Consolidated Fund for the services of Department of Regional NSW for the year 2022–23. The spending authority of the Minister from the Appropriations Act has been delegated or subdelegated to officers of the Department of Regional NSW and entities that it is administratively responsible for, including:

- Local Land Services
- NSW Food Authority
- NSW Rural Assistance Authority
- Regional Growth NSW Development Corporation
- Northern Rivers Reconstruction Corporation

The *Treasury and Energy Legislation Amendment Act 2022* made some amendments to sections 4.7 and 4.9 of the *Government Sector Finance Act 2018* (the GSF Act). These amendments commenced on 14 November 2022 and are applied retrospectively. As a result, the lead Minister for each entity above is taken to have been given an appropriation out of the Consolidated Fund under the authority of section 4.7 of the GSF Act, at the time the entity receives or recovers any deemed appropriation money, for an amount equivalent to the money that is received or recovered by the entity.

These deemed appropriations are taken to have been given for the services of Department of Regional NSW. In addition, government money that a GSF agency receives or recovers, from another GSF agency, of a kind prescribed by the GSF regulations that forms part of the Consolidated Fund, is now capable of giving rise to deemed appropriations where the receiving agency has a different lead Minister to the agency making the payment, or one or both of the agencies is a special office (as defined in section 4.7(8)).

On 16 June 2023, the *GSF Amendment (Deemed Appropriations) Regulation 2023* was approved to bring the GSF regulations in line with the above deemed appropriation amendments to the GSF Act.

The delegation/sub-delegations for FY22/23 and FY21/22, authorising officers of the Department of Regional NSW to spend Consolidated Fund money, impose limits on the amounts of individual transactions, but do not specify an aggregate expenditure limit for the Department of Regional NSW. However, as they relate to expenditure in reliance on a sum appropriated by legislation, the delegation/sub-delegations are subject to the overall authority of the Department of Regional NSW to spend monies appropriated under relevant legislation. The individual transaction limits have been properly observed. The information in relation to the aggregate expenditure limit from the *Appropriations Act* and other sources is disclosed in the summary of compliance table above.

The summary of compliance has been prepared by aggregating the spending authorities of the Minister for Regional NSW for the services of Department of Regional NSW. It reflects the status at the point in time this disclosure statement is being made.

The State Budget and related Appropriation Bill for year commencing 1 July 2023 has been delayed and is anticipated to be tabled in September 2023. Pursuant to section 4.10 of the GSF Act, the Treasurer has authorised the payment of specified sums out of the Consolidated Fund to meet the requirements of this period. The authorisation is current from 1 July 2023 until the earlier of 30 September 2023 or enactment of the 2022-23 annual Appropriation Act.

The Department does not have a 'liability for lapsed appropriations drawn down' (formerly known as 'liability to Consolidated Fund'), and there is no difference between the 'amount drawn down against annual appropriation' and the 'expenditure/net claim on annual appropriations'.

Deemed appropriations is a legal concept under the GSF Act, that does not have a corresponding financial statement line item. Instead, deemed appropriations may come from various sources, such as sale of goods and services, and the corresponding revenue is disclosed in the relevant sections of these items in the financial statements.

Department of Regional NSW
Notes to the financial statements
for the year ended 30 June 2023

3. Revenue (continued)

Recognition and measurement

Parliamentary appropriations and contributions

Income from appropriations, other than deemed appropriations (of which the accounting treatment is based on the underlying transaction), does not contain enforceable and sufficiently specific performance obligations as defined by AASB 15. Therefore, except as specified below, appropriations (other than deemed appropriations) are recognised as income when the entity obtains control over the assets comprising the appropriations. Control over appropriations is normally obtained upon the receipt of cash.

Appropriations are not recognised as income in the following circumstances:

- 'Equity appropriations' to fund payments to adjust a for-profit entity's capital structure, which are recognised as equity injections (i.e. contribution by owners) on receipt and equity withdrawals on payment to a for-profit entity.
- Lapsed appropriations are recognised as liabilities rather than income, as the authority to spend the money lapses and the unspent amount is not controlled by the Department
- Any liability is disclosed as a current liability in note 18, as it is extinguished the following financial year through the next annual Appropriations Act. Any liability in respect of transfer payments is disclosed in "administered assets and liabilities". There was no liability at 30 June 2023 in respect of lapsed appropriations or transfer payments.

(b) Sale of goods and services from contracts with customers

	2023	2022
	\$'000	\$'000
Sale of goods		
Sale of livestock and produce	12,364	11,958
Sales of minor goods	1,039	738
Rendering of services		
Corporate support and specialist services	23,605	31,591
Education and training	8,226	7,402
Fees for services	170,094	97,131
Minor sales of services	2,646	6,428
	217,974	155,248

The Department has a resource agreement with the NSW Food Authority to provide staff and other resources. NSW Food Authority makes payment to the Department for the services provided and this payment is recognised as rendering of services in the corporate support and specialist services revenue line above.

Recognition and measurement

Revenue is recognised in accordance with AASB 15 *Revenue from Contracts with Customers* (AASB 15). The standard establishes a five-step model to account for revenue arising from contracts with customers and requires that revenue be recognised at an amount that reflects the consideration to which an entity expects to be entitled in exchange for transferring goods or services to a customer.

AASB 15 requires entities to exercise judgement, taking into consideration all of the relevant facts and circumstances when applying each step of the model to contracts with their customers. The standard also specifies the accounting for incremental costs of obtaining a contract and the costs directly related to fulfilling a contract, in addition, the standard requires relevant disclosures.

Department of Regional NSW
Notes to the financial statements
for the year ended 30 June 2023

3. Revenue (continued)

(b) Sale of goods and services from contracts with customers

Sale of goods

In accordance with AASB 15, revenue from sale of goods is recognised when the Department satisfies a performance obligation by transferring the promised goods. For example, when livestock is delivered to a customer. Payments are typically due to the Department upon satisfaction of its performance obligations.

Revenue from these sales is recognised based on the price specified in the contract, and revenue is only recognised to the extent that it is highly probable that a significant reversal will not occur. No element of financing is deemed present as the sales are made with a short credit term. No volume discount or warranty is provided on the sale.

Rendering of services

Revenue from rendering of services is recognised when the Department satisfies the performance obligation by transferring the promised services. The Department typically satisfies its performance obligations when it completes a milestone/delivers on services as agreed in the underlying contract/agreement with the customer. Significant judgements are made to determine whether an obligation is satisfied by the Department over a period of time or at a point in time. For example, revenue from research projects under collaboration project agreements is recognised 'at a point in time' when each of the performance obligations are met. These obligations could be when the Department provides the progress report/status updates or satisfies other performance requirements specified in the agreement. Payments are typically due to the Department upon satisfaction of its performance obligations.

Revenue is measured at the transaction price agreed under the contract, which is typically specified against each performance obligation/milestone. No element of financing is deemed present as payments are due when service is provided.

Where the Department is an agent i.e. when it does not control specified goods or services before it transfers them to the customer, the Department recognises revenue to the amount of net fee it receives. This fee is recognised when the Department satisfies its performance obligation i.e. when it arranges the provision of specified goods or services on behalf of another party.

(c) Investment revenue

	2023	2022
	\$'000	\$'000
Interest income from financial assets at amortised cost	6,985	417
Rental income		
- rental income relating to variable lease payments that do not depend on an index or a rate / contingent rental income	3,167	3,671
- other rental income	155	202
Gain / (Loss) from TCorp IM Funds measured at fair value through profit or loss	4,391	(926)
	14,698	3,364

Recognition and measurement

Interest Income

Interest income is calculated by applying the effective interest rate to the gross carrying amount of a financial asset except for the financial assets that subsequently become credit impaired. For the financial assets that become credit impaired, the effective interest rate is to be applied to the amortised cost of the financial asset (i.e. after deducting the loss allowance for expected credit losses).

Rental income

Rental income arising from operating leases is accounted for on a straight-line basis over the lease terms.

Department of Regional NSW
Notes to the financial statements
for the year ended 30 June 2023

3. Revenue (continued)

(d) Retained taxes, levies, fees and fines

	2023	2022
	\$'000	\$'000
Levies, fines, licences and permits	70,586	75,729
	70,586	75,729

Recognition and measurement – retained taxes, levies, fees and fines

Revenue from levies, licences, permits, fines and royalties are recognised when cash is received by the Department.

Mine safety levy

The Mine and Petroleum Site Safety Levy is collected under the *Mine and Petroleum Site Safety (Cost Recovery) Act 2005*. Employers in the mining industry who have obligations for the health and safety of workers in NSW pay the levy. The Levy is paid into the Mine and Petroleum Site Safety Fund which is used to pay for the Department's activities related to the health and safety regulation of the state's mining workplaces.

Administration levy

The Minerals and Petroleum Administrative Levy is collected under the *Mining Act 1992* and the *Petroleum (Onshore) Act 1991*. Holders of Authorisations or Titles pay the levy. The levy is 1% of the securities' amount for the Authorisation or Title with a minimum levy payable and is paid into the Minerals and Petroleum Administrative Fund. The Fund is spent on such amounts as the Secretary authorises for the purpose of funding minerals and petroleum administrative costs and other purposes outlined in legislation.

(e) Personnel services revenue

	2023	2022
	\$'000	\$'000
NSW Rural Assistance Authority	11,510	6,440
Regional Growth NSW Development Corporation	8,496	4,512
Border Fence Maintenance Board	582	643
Northern Rivers Reconstruction Corporation	4,844	-
	25,432	11,595

Recognition and measurement

Reimbursement of employee benefits and related on-costs for the entities to which the Department supplies personnel services is recognised as revenue.

Revenue is recognised when the service has been provided. Refer notes 1(a) and 2(a).

Department of Regional NSW
Notes to the financial statements
for the year ended 30 June 2023

3. Revenue (continued)

(f) Grants and contributions

	2023	2022
	\$'000	\$'000
Grants to acquire/construct a recognisable non-financial asset to be controlled by the entity	14,217	22,216
Other grants with sufficiently specific performance obligations / milestones	48,717	76,922
Grants without sufficiently specific performance obligations / milestones	674,233	209,331
	737,167	308,469

Recognition and measurement

Grants are received by the Department to support its service delivery objectives and the funding agreements typically specify purpose of grants. Some funding agreements have well defined milestones and funding is received by the Department upon completion of those milestones.

Revenue from grants to acquire/construct a recognisable non-financial asset to be controlled by the Department is recognised when the Department satisfies its obligations under the agreement. The Department satisfies performance obligations under the transfer to construct non-financial assets over time. Unless specified in the underlying funding agreement, grant revenue recognised by the Department equals cost incurred, because this reflects progress to completion based on cost recovery arrangements.

Revenue from grants with sufficiently specific milestones/performance obligations and agreed funding against each milestone is recognised as when the Department satisfies its performance obligation by transferring promised goods/achieving milestones.

Income from funding without sufficiently specific performance obligations is recognised when the Department obtains control over the granted assets (i.e. cash received). Where the total funding amount in a contract is not allocated to distinct milestones/performance obligations and specifies purpose only, revenue is recognised when the Department obtains control over the funds.

No element of financing is deemed present as funding payments are usually received in advance or shortly after the relevant obligation is satisfied.

Revenue is only recognised to the extent that it is highly probable that a significant reversal will not occur. This is based on past experience and terms specified in the contract.

Refer note 9 for transaction price allocated to the performance obligations that have not been satisfied at the 30 June 2023 and when it is expected to be recognised as revenue.

Department of Regional NSW
Notes to the financial statements
for the year ended 30 June 2023

3. Revenue (continued)

(g) Other Revenue

	2023 \$'000	2022 \$'000
Insurance recovery	5,951	507
Mining rental income	7,926	7,043
Royalty income	4,229	3,178
Other revenues	8,489	5,941
	26,595	16,669

Recognition and measurement

Insurance recoveries

Insurance recoveries are recognised as revenue when payment on claims is approved by the insurer. Insurance recoveries also include hindsight payments received by the Department, which are recognised on receipt of funds from the insurer.

Mining rental income

The Annual Rental Fee is collected under the *Mining Act 1992* and the *Petroleum (Onshore) Act 1991*. Holders of Authorisations or Titles pay the levy. The fee is calculated on the area of land covered by an Authorisation or Title with a minimum fee payable and is paid into the Minerals and Petroleum Investment Fund. The Fund is spent on funding any authorised investment program, the object of which is to promote investment in State minerals or petroleum (or both), including the program administered by the Department known as the New Frontiers minerals and energy exploration initiative (or New Frontiers) and other purposes outlined in legislation.

Royalty income

The Royalty income is received for subletting the intellectual property rights by the Department under the commercialisation plan. The intellectual property rights are jointly owned by the Department and other partners, who have given the license to Department to pursue commercialisation of the intellectual properties.

(h) Acceptance by the Crown of employee benefits and other liabilities

	2023 \$'000	2022 \$'000
The following liabilities and expenses have been assumed by the Crown:		
Long service leave	13,586	13,017
Annual leave	-	922
Payroll tax	113	112
Superannuation	2,880	2,289
	16,579	16,340

4. Gain / (loss) on disposal

	2023 \$'000	2022 \$'000
Gain/(loss) on disposal of property, plant and equipment and intangibles		
Proceeds from disposal	2,161	309
Less: Written down value of assets derecognised	(1,203)	(3,929)
Net gain/(loss) on disposal of property, plant and equipment and intangibles	958	(3,620)

Department of Regional NSW
Notes to the financial statements
for the year ended 30 June 2023

5. Other gains / (losses)

	2023	2022
	\$'000	\$'000
Gain / (impairment) of receivables	(6,794)	(1,401)
Gain / (impairment) of shares	-	(2)
Gain / (impairment) of inventories	168	-
Gain / (impairment) of biological asset	(6,654)	4,619
Gain / (losses) of provisions	-	3,880
	<u>(13,280)</u>	<u>7,096</u>
Gain / (Loss) on revaluation of long service leave liability transferred to Crown	(5,806)	(21,765)
Derecognition of right-of-use assets and lease liabilities with Property NSW*	-	8,646
	<u>(19,086)</u>	<u>(6,023)</u>

* The net gains/(losses) were recognised from the derecognition of the right-of-use asset and lease liability with Property NSW as at 30 June 2022. Please refer to Note 14 and Note 19 for further details on the derecognition.

The net gain/(loss) from the derecognition of right-of-use asset and lease liability as at 30 June 2022 were reconciled as below:

	2023	2022
	\$'000	\$'000
Right of use asset		
Gross carrying value	-	97,559
Less: accumulated depreciation and impairment	-	(18,462)
	<u>-</u>	<u>79,097</u>
Lease liability		
	-	(87,743)
	<u>-</u>	<u>(8,646)</u>
Net (gain) / loss on derecognition of right-of-use assets and lease liability	-	(8,646)

Recognition and measurement

Impairment losses may arise on non-financial assets held by the Department from time to time. Accounting for impairment losses is dependent upon the individual asset (or group of assets) subject to impairment. Accounting policies and events giving rise to impairment losses are disclosed in the following notes:

Biological assets – note 12

Property, plant and equipment – note 13

Leases – note 14

Intangible assets – note 15

Trade receivables – note 8

Contract assets – note 9

Financial assets at fair value – note 10

Department of Regional NSW
Notes to the financial statements
for the year ended 30 June 2023

6. State outcome statements

Program groups of the entity

Productive and sustainable land use	Enhancing the use of the State's public and private lands, by supporting their sustainability, use and productivity. This is achieved by providing on-ground and frontline support to land managers to better manage natural resources, respond to biosecurity risks and improve primary production, productivity and output in the State.
Stronger primary industries	Focusing on primary industries' productivity, growth and ensuring the sector's sustainability for the benefit of all citizens. Our commitment to research and innovation, safe and secure food supply and industry support and development programs, delivered via an on-ground presence across the State, ensures biosecurity food security and economic growth for the State.
Mineral and petroleum industries generating prosperity, safely	Supporting and growing responsible mining and exploration across regional New South Wales. This is critical for regional employment, export earnings and royalties. Our mission is to make the State the number one destination for safe and sustainable mining investment.
Stronger and cohesive regional communities and economies	Focusing on community wellbeing and economic growth in regional New South Wales. The regions have endured unprecedented destruction and disruption through the compounding impacts of drought, bushfires, floods and COVID-19. We continue to refocus efforts on the changed economic conditions and delivering the 20-Year Economic Vision for Regional NSW.

Appropriations are made on an entity basis and not to individual program groups. Consequently, appropriations are included in the 'Not Attributable' column

Department allocates corporate overhead to state programs based on.

- (a) direct attribution, i.e., the cause of the cost results in the cost allocation relationship, or
- (b) where a method is needed because there are no direct or other reasonable costs benefit relationship

Department of Regional NSW
Notes to the financial statements
for the year ended 30 June 2023

6. State outcome statements (continued)

Expenses and income	Productive and sustainable land use		Stronger primary industries		Mineral and petroleum industries generating prosperity, safely		Stronger and cohesive regional communities and economies		Not attributable		Total	
	2023 \$'000	2022 \$'000	2023 \$'000	2022 \$'000	2023 \$'000	2022 \$'000	2023 \$'000	2022 \$'000	2023 \$'000	2022 \$'000	2023 \$'000	2022 \$'000
Expenses excluding losses												
Employee related expenses	-	-	266,628	234,251	58,520	57,019	222,992	138,702	-	-	548,140	429,972
Operating expenses	-	-	230,761	170,230	44,240	29,866	562,725	255,717	-	-	837,726	455,813
Depreciation and amortisation	-	-	20,621	20,997	1,435	993	3,443	11,412	-	-	25,499	33,402
Grants and subsidies	88,154	98,024	112,909	75,886	3,058	536	1,015,245	496,298	-	-	1,219,366	670,744
Finance costs	-	-	70	46	3	10	112	2,090	-	-	185	2,146
Total expenses excluding losses	88,154	98,024	630,989	501,410	107,256	88,424	1,804,517	904,219	-	-	2,630,916	1,592,077
Revenue												
Appropriation (net of transfer payments)	-	-	-	-	-	-	-	-	1,909,622	1,033,854	1,909,622	1,033,854
Sale of goods and services from contracts with customers	-	-	47,409	57,571	5,427	6,723	165,138	90,954	-	-	217,974	155,248
Investment revenue	-	-	2,206	2,475	6,982	416	5,510	473	-	-	14,698	3,364
Retained taxes, levies, fees and fines	-	-	692	6,704	69,823	69,025	71	-	-	-	70,586	75,729
Personnel services revenue	-	-	-	-	-	-	25,432	11,595	-	-	25,432	11,595
Grants and contributions	-	-	167,144	107,619	-	5,036	570,023	195,814	-	-	737,167	308,469
Other revenue	-	-	12,818	5,385	9,584	7,857	4,193	3,427	-	-	26,595	16,669
Acceptance by the Crown of employee benefits and other liabilities	-	-	9,476	9,239	2,084	2,145	5,019	4,956	-	-	16,579	16,340
Total revenue	-	-	239,745	188,993	93,900	91,202	775,386	307,219	1,909,622	1,033,854	3,018,653	1,621,268
Operating result												
Gains / (losses) on disposal	-	-	400	(163)	(97)	(520)	655	(2,937)	-	-	958	(3,620)
Other gains /(losses)	-	-	(10,535)	(7,295)	(666)	(3,114)	(7,885)	4,386	-	-	(19,086)	(6,023)
Net result from operating activities	(88,154)	(98,024)	(401,379)	(319,875)	(14,119)	(856)	(1,036,361)	(595,551)	1,909,622	1,033,854	369,609	19,548
Other comprehensive income												
Change in revaluation surplus of property, plant & equipment	-	-	47,241	137,752	1,510	141	4,969	366	-	-	53,720	138,259
Total other comprehensive income	-	-	47,241	137,752	1,510	141	4,969	366	-	-	53,720	138,259
TOTAL COMPREHENSIVE INCOME	(88,154)	(98,024)	(354,138)	(182,123)	(12,609)	(715)	(1,031,392)	(595,185)	1,909,622	1,033,854	423,329	157,807

Department of Regional NSW
Notes to the financial statements
for the year ended 30 June 2023

6. State outcome statements (continued)

Assets and liabilities	Productive and sustainable land use		Stronger primary industries		Mineral and petroleum industries generating prosperity, safely		Stronger and cohesive regional communities and economies		Not attributable		Total	
	2023 \$'000	2022 \$'000	2023 \$'000	2022 \$'000	2023 \$'000	2022 \$'000	2023 \$'000	2022 \$'000	2023 \$'000	2022 \$'000	2023 \$'000	2022 \$'000
ASSETS												
Current assets												
Cash and cash equivalents	-	-	47,205	57,377	74,887	63,462	160,419	62,681	-	-	282,511	183,520
Receivables	-	-	101,113	36,685	913	2,427	440,767	265,726	-	-	542,793	304,838
Contract assets	-	-	-	-	-	-	-	-	-	-	-	-
Inventories	-	-	-	365	-	-	506	-	-	-	506	365
Biological assets	-	-	4,489	6,618	-	-	-	-	-	-	4,489	6,618
Total current assets	-	-	152,807	101,045	75,800	65,889	601,692	328,407	-	-	830,299	495,341
Non-current assets												
Receivables	-	-	-	-	-	-	21	8	-	-	21	8
Financial Assets at fair value	-	-	-	-	-	-	48,510	21,623	-	-	48,510	21,623
Total Property Plant and Equipment	-	-	615,401	554,166	27,644	26,628	49,341	7,888	-	-	692,386	588,682
Right-of-use assets	-	-	1	-	82	258	5,095	3,338	-	-	5,178	3,596
Intangible assets	-	-	9,270	5,423	16,258	15,513	3,623	-	-	-	29,151	20,936
Biological assets	-	-	9,539	14,064	-	-	-	-	-	-	9,539	14,064
Total non-current assets	-	-	634,211	573,653	43,984	42,399	106,590	32,857	-	-	784,785	648,909
Total assets	-	-	787,018	674,698	119,784	108,288	708,282	361,264	-	-	1,615,084	1,144,250
LIABILITIES												
Current liabilities												
Payables	-	-	49,505	42,241	12,213	8,335	198,104	134,052	-	-	259,822	184,628
Borrowings	-	-	151	145	74	181	1,712	680	-	-	1,937	1,006
Provisions	-	-	43,518	45,514	16,345	13,450	28,054	20,774	-	-	87,917	79,738
Contract liabilities	-	-	22,072	20,831	2,280	3,811	8,374	-	-	-	32,726	24,642
Other	-	-	3,857	-	-	-	204,725	262,683	-	-	208,582	262,683
Total current liabilities	-	-	119,103	108,731	30,912	25,777	440,969	418,189	-	-	590,984	552,697
Non-current liabilities												
Payables	-	-	294	366	73	108	59	167	-	-	426	641
Borrowings	-	-	832	983	13	86	1,947	1,271	-	-	2,792	2,340
Provisions	-	-	1,571	1,417	257	607	2,889	1,358	-	-	4,717	3,382
Total non-current liabilities	-	-	2,697	2,766	343	801	4,895	2,796	-	-	7,935	6,363
Total liabilities	-	-	121,800	111,497	31,255	26,578	445,864	420,985	-	-	598,919	559,060
NET ASSETS	-	-	665,218	563,201	88,529	81,710	262,418	(59,721)	-	-	1,016,165	585,190

Department of Regional NSW
Notes to the financial statements
for the year ended 30 June 2023

6. State outcome statements (continued)

Administered expenses and income	Productive and sustainable land use		Stronger primary industries		Mineral and petroleum industries generating prosperity, safely		Stronger and cohesive regional communities and economies		Not attributable		Total	
	2023 \$'000	2022 \$'000	2023 \$'000	2022 \$'000	2023 \$'000	2022 \$'000	2023 \$'000	2022 \$'000	2023 \$'000	2022 \$'000	2023 \$'000	2022 \$'000
Administered expenses												
Transfer payments	-	-	-	-	(830)	(635)	-	(74,871)	-	-	(830)	(75,506)
Total administered expenses	-	-	-	-	(830)	(635)	-	(74,871)	-	-	(830)	(75,506)
Administered income												
Transfer receipts	-	-	-	-	830	635	-	63,802	-	-	830	64,437
Total administered income	-	-	-	-	830	635	-	63,802	-	-	830	64,437
Administered income less expenses	-	-	-	-	-	-	-	(11,069)	-	-	-	(11,069)

Department of Regional NSW
Notes to the financial statements
for the year ended 30 June 2023

7. Cash and cash equivalents

(a) Cash at bank or on hand

	2023	2022
	\$'000	\$'000
Cash at bank and on hand		
- Restricted	66,468	53,278
- Unrestricted	216,043	130,242
	<u>282,511</u>	<u>183,520</u>

For the purposes of the statement of cash flows, cash and cash equivalents includes cash on hand, cash at bank and short-term deposits with original maturities of three months or less and subject to an insignificant risk of changes in value.

Cash and cash equivalent assets recognised in the statement of financial position are reconciled at the end of financial year to the statement of cash flows as follows:

Cash and cash equivalents (per Statement of Financial Position)	282,511	183,520
---	---------	---------

Refer note 27 for details regarding credit risk and market risk arising from financial instruments.

Refer note 17 for details of restricted cash.

Department of Regional NSW
Notes to the financial statements
for the year ended 30 June 2023

8. Current / non-current assets - receivables

	2023	2022
	\$'000	\$'000
Current		
Trade receivables	328,839	120,782
Less: allowance for expected credit losses	(9,177)	(3,383)
	319,662	117,399
Accrued income	171,426	155,554
Related party receivables	32,564	22,918
Net GST	4,445	5,793
Personnel services	4,371	1,629
Prepayments	10,325	1,545
	542,793	304,838
	2023	2022
	\$'000	\$'000
Non-current		
Personnel services	21	8
	21	8
Total Receivables	542,814	304,846
Movements in the allowance for expected credit losses		
	2023	2022
	\$'000	\$'000
Balance at beginning of the year	(3,383)	(1,811)
Amounts written off during the year	1,000	119
Decrease/(increase) in allowance recognised in profit or loss	(6,794)	(1,691)
Balance at end of the year	(9,177)	(3,383)

Details regarding credit risk of trade receivables that become past due not impaired are disclosed in note 27.

Miscellaneous Receivables include amounts owing from cluster entities including Regional Growth NSW Development Corporation (RGDC) amounting to \$6.5 million (2022: \$13.6 million). RGDC receives grant funds in arrears and the Department advances cash to the RGDC and records a receivable until RGDC is able to refund the cash advance.

Recognition and measurement

The entity recognises a financial asset or a financial liability when, and only when, it becomes a party to the contractual provisions of the instrument. To determine when the agency becomes a party to the contractual provisions of the instrument, the entity considers:

- Whether the entity has a legal right to receive cash (financial asset) or a legal obligation to pay cash (financial liability); or
- Whether at least one of the parties has performed under the agreement.

All 'regular way' purchases and sales of financial assets are recognised and derecognised on a trade date basis. Regular way purchases or sales are purchases or sales of financial assets that require delivery of assets within the time frame established by regulation or convention in the marketplace.

Receivables are initially recognised at fair value plus any directly attributable transaction costs. Trade receivables that do not contain a significant financing component are measured at the transaction price.

8. Current / non-current assets - receivables (continued)

Recognition and measurement (continued)

Subsequent measurement

The Department holds receivables with the objective to collect the contractual cash flows and therefore measures them at amortised cost using the effective interest method, less any impairment. Changes are recognised in the net result for the year when impaired, derecognised or through the amortisation process.

Impairment

The Department recognises an allowance for expected credit losses (ECLs) for all debt financial assets not held at their fair value through profit and loss. ECLs are based on the difference between the contractual cash flows and the cash flows that the Department expects to receive, discounted at the original effective interest rate.

For trade receivables, the Department applies a simplified approach in calculating ECLs. In accordance with AASB 9, the Department recognises a loss allowance based on lifetime ECLs at each reporting date. The Department has established a provision matrix based on its historical credit loss experience for trade receivables, adjusted for forward looking factors specific to the receivable. The provision matrix took into account the following:

- Increased credit risk associated with debtors as a result of poor trading conditions.
- Higher receivables balances (i.e. exposure at default) due to recent credit deferment policies of Government and/or late payment.
- Lost time value of money, if contractual payment dates are extended or amounts are expected to be received later than when contractually due.

9. Contract assets and liabilities

	2023 \$'000	2022 \$'000
Contract liabilities - current	32,726	24,642
	<u>32,726</u>	<u>24,642</u>

Recognition and Measurement

Contract assets relate to the Department's right to consideration in exchange for goods transferred to customers/works completed, but not paid at the reporting date. Contract liabilities relate to the Department's obligation to satisfy performance obligations but where funds were received at 30 June 2023.

The transaction price allocated to the remaining performance obligations relates to various projects. Revenue will be recognised in the year of satisfaction of performance obligations in future.

Department of Regional NSW
Notes to the financial statements
for the year ended 30 June 2023

10. Financial assets at fair value

	2023	2022
	\$'000	\$'000
Non-current		
Shares	45	49
TCorp IM Funds – Long Term Growth	48,465	21,574
	48,510	21,623

The Department holds shares in the entities listed below at market value or fair value.

The value of shares represents holdings in:

	2023	2022
	\$'000	\$'000
Rice Growers Co-operative Mills Ltd	45	49
	45	49

Refer note 27 for further information regarding fair value measurement, credit risk, and market risk arising from financial instruments.

Recognition and measurements

The entity recognises a financial asset or a financial liability when, and only when, it becomes a party to the contractual provisions of the instrument. To determine when the agency becomes a party to the contractual provisions of the instrument, the entity considers:

- Whether the entity has a legal right to receive cash (financial asset) or a legal obligation to pay cash (financial liability); or
- Whether at least one of the parties has performed under the agreement.

All 'regular way' purchases or sales of financial assets are recognised and derecognised on a trade date basis. Regular way purchases or sales are purchases or sales of financial assets that require delivery of assets within the time frame established by regulation or convention in the marketplace.

Classification and measurement

The Department's financial assets at fair value are classified, at initial recognition, as subsequently measured at either fair value through other comprehensive income or fair value through the profit and loss.

Transaction costs of financial assets carried at fair value through the profit and loss are expensed in the net results. Transaction costs of financial assets carried at other comprehensive income are included as part of their fair value and are amortised to net results using the effective interest method.

Financial assets at fair value through profit or loss

Financial assets at fair value through profit or loss include financial assets held for trading, financial assets designated upon initial recognition at fair value through profit or loss, or financial assets mandatorily required to be measured at fair value under AASB 9.

Financial assets are held for trading if acquired for the purpose of selling or repurchasing in the near term. Notwithstanding the criteria to be classified at amortised cost or at fair value through other comprehensive income, financial assets may be designated at fair value through profit or loss on initial recognition if doing so eliminates, or significantly reduces, an accounting mismatch.

A gain or loss on a financial asset that is subsequently measured at fair value through profit or loss is recognised in net results and presented net within other gains/ (losses), except for TCorpIM Funds that are presented in investment revenue in the period in which it arises.

Financial assets with cash flows that are not solely payments of principal and interest are classified and measured at fair value through profit or loss, irrespective of the business model. TCorpIM Funds are managed, and their performance is evaluated on a fair value basis and therefore the business model is neither to hold to collect contractual cash flows or sell the financial asset. Hence these investments are mandatorily required to be measured at fair value through profit or loss.

Department of Regional NSW
Notes to the financial statements
for the year ended 30 June 2023

11. Inventories

	2023	2022
	\$'000	\$'000
Current		
Finished goods	506	365
	506	365

Recognition and measurement

Inventories held for distribution are stated at cost, adjusted when applicable, for any loss of service potential. A loss of service potential is identified and measured based on the existence of a current replacement cost that is lower than the carrying amount. Inventories (other than those held for distribution) are stated at the lower of cost and net realisable value. Cost is either the purchase price/fair value of an item of inventory or is calculated by using "first in first out" method.

The cost of inventories acquired at no cost or for nominal consideration is the current replacement cost as at the date of acquisition. Current replacement cost is the cost the Department would incur to acquire the asset. Net realisable value is the estimated selling price in the ordinary course of business less the estimated costs of completion and the estimated costs necessary to make the sale.

12. Biological assets

	2023	2022
	\$'000	\$'000
Net market value of livestock and fodder at beginning of the year	20,682	16,063
Net increment / (decrement) in the net market value of livestock and fodder	(6,654)	4,619
Net market value at end of the year	14,028	20,682
Current/non-current		
Current	4,489	6,618
Non-current	9,539	14,064
	14,028	20,682

Recognition and measurement

Biological assets are stated at market value and any increment/(decrements) are recognised through the Statement of Comprehensive Income.

Department of Regional NSW
Notes to the financial statements
for the year ended 30 June 2023

13. Property, plant and equipment

	Land \$'000	Buildings \$'000	Total land and buildings \$'000	Plant & equipment \$'000	Collection assets \$'000	Total other assets \$'000	Infrastructure systems \$'000	Total \$'000
At 1 July 2021 - fair value								
Gross carrying amount	108,324	533,569	641,893	92,162	10,586	102,748	112,841	857,482
Accumulated depreciation and impairment	-	(324,517)	(324,517)	(52,802)	-	(52,802)	(49,281)	(426,600)
Net carrying amount	108,324	209,052	317,376	39,360	10,586	49,946	63,560	430,882
Year ended 30 June 2022								
Net carrying amount at beginning of the year	108,324	209,052	317,376	39,360	10,586	49,946	63,560	430,882
Purchases of assets	-	8,458	8,458	12,845	-	12,845	22,173	43,476
Disposals	-	(472)	(472)	(495)	-	(495)	(2,962)	(3,929)
Net revaluation increments less revaluation decrements	16,341	119,431	135,772	-	-	-	2,487	138,259
Acquisitions/transfers through administrative restructures	-	-	-	-	-	-	-	-
Depreciation expense - assets owned	-	(12,143)	(12,143)	(5,674)	-	(5,674)	(2,189)	(20,006)
Transfers between asset classes	-	(578)	(578)	(2,508)	-	(2,508)	3,086	-
Net carrying amount at end of the year	124,665	323,748	448,413	43,528	10,586	54,114	86,155	588,682
At 1 July 2022 - fair value								
Gross carrying amount	124,665	557,944	682,609	98,981	10,586	109,567	141,860	934,036
Accumulated depreciation and impairment	-	(234,196)	(234,196)	(55,453)	-	(55,453)	(55,705)	(345,354)
Net carrying amount	124,665	323,748	448,413	43,528	10,586	54,114	86,155	588,682

Department of Regional NSW
Notes to the financial statements
for the year ended 30 June 2023

13. Property, plant and equipment (continued)

	Land \$'000	Buildings \$'000	Total land and buildings \$'000	Plant & equipment \$'000	Collection assets \$'000	Total other assets \$'000	Infrastructure systems \$'000	Total \$'000
Year ended 30 June 2023								
Net carrying amount at beginning of the year	124,665	323,748	448,413	43,528	10,586	54,114	86,155	588,682
Purchases of assets	-	5,121	5,121	39,572	-	39,572	2,513	47,206
Disposals	(1,014)	(138)	(1,152)	(51)	-	(51)	-	(1,203)
Net revaluation increments less revaluation decrements	25,153	25,751	50,904	-	-	-	2,706	53,610
Acquisitions/transfers through administrative restructures	17,205	5,652	22,857	2,468	-	2,468	169	25,494
Depreciation expense - assets owned	-	(12,627)	(12,627)	(5,717)	-	(5,717)	(3,059)	(21,403)
Transfers between asset classes	-	(20,487)	(20,487)	60	-	60	20,427	-
Net carrying amount at end of the year	166,009	327,020	493,029	79,860	10,586	90,446	108,911	692,386
At 30 June 2023 - fair value								
Gross carrying amount	166,009	601,237	767,246	143,606	10,586	154,192	170,941	1,092,379
Accumulated depreciation and impairment	-	(274,217)	(274,217)	(63,746)	-	(63,746)	(62,030)	(399,993)
Net carrying amount	166,009	327,020	493,029	79,860	10,586	90,446	108,911	692,386

13. Property, plant and equipment (continued)

Recognition and measurement

Acquisition of property, plant and equipment

Property, plant and equipment are initially measured at cost and subsequently revalued at fair value less accumulated depreciation and impairment. Cost is the amount of cash or cash equivalents paid or the fair value of the other consideration given to acquire the asset at the time of its acquisition or construction or, where applicable, the amount attributed to that asset when initially recognised in accordance with the specific requirements of other Australian Accounting Standards.

Fair value is the price that would be received to sell an asset in an orderly transaction between market participants at the measurement date.

Where payment for an asset is deferred beyond normal credit terms, its cost is the cash price equivalent, i.e. the deferred payment amount is effectively discounted over the period of the credit.

Assets acquired at no cost, or for nominal consideration, are initially recognised at their fair value at the date of acquisition.

Capitalisation thresholds

Property, plant and equipment and intangible assets costing \$5,000 and above individually (or forming part of a network costing more than \$5,000) are capitalised.

Major inspection costs

When a major inspection is performed, its cost is recognised in the carrying amount of an asset as a replacement, if the recognition criteria are satisfied.

Restoration costs

The present value of the expected cost for the restoration or cost of dismantling of an asset after its use is included in the cost of the respective asset if the recognition criteria for a provision are met.

Depreciation of property, plant and equipment

Except for certain non-depreciable assets, depreciation is provided for on a straight-line basis so as to write off the depreciable amount of each asset as it is consumed over its useful life to the Department.

All material separately identifiable components of assets are depreciated separately over their useful lives.

Land is not a depreciable asset. Certain heritage assets including original artworks and collections may not have a limited useful life because appropriate curatorial and preservation policies are adopted. Such assets are not subject to depreciation. The decision not to recognise depreciation for these assets is reviewed annually.

The following useful lives have been determined for each class of depreciable assets:

Buildings	10-207 years
Infrastructure	5-143 years
Plant and equipment:	
Marine vessels	3-15 years
Vehicles and trailers	5-40 years
Furniture and fittings	7-20 years
Leasehold improvements	Period of lease
Other plant and equipment	2-60 years

An annual assessment of the useful life of each asset was carried out and the depreciation rates are considered reasonable.

13. Property, plant and equipment (continued)

Recognition and measurement (continued)

Right-of-Use Assets acquired by lessees

From 1 July 2019, AASB 16 Leases (AASB 16) requires a lessee to recognise a right-of-use asset for most leases. The Department has elected to present right-of-use assets separately in the Statement of Financial Position. Further information is contained at note 14.

Revaluation of property, plant and equipment

Physical non-current assets are valued in accordance with *the Treasury Policy Paper* (TPP 21-09) ‘*Valuation of Physical Non-Current Assets at Fair Value*’ and *Treasurer’s Direction* (TD21-05) ‘*Valuation of Physical Non-Current Assets at Fair Value*’. This policy adopts fair value in accordance with AASB 13 *Fair Value Measurement* (AASB 13) and AASB 116 *Property, Plant and Equipment*.

Property, plant and equipment is measured at the highest and best use by market participants that is physically possible, legally permissible and financially feasible. The highest and best use must be available at a period that is not remote and must take into account the characteristics of the asset being measured, including any socio-political restrictions imposed by government. In most cases, after taking into account these considerations, the highest and best use is the existing use. In limited circumstances, the highest and best use may be a feasible alternative use, where there are no restrictions on use or where there is a feasible higher restricted alternative use.

Fair value of property, plant and equipment is based on a market participants’ perspective, using valuation techniques (market approach, cost approach, income approach) that maximise relevant observable inputs and minimise unobservable inputs. Also refer to note 16 for further information regarding fair value.

Revaluations are made with sufficient regularity to ensure the carrying amount of each asset in the class does not differ materially from its fair value at reporting date. The entity will conduct a comprehensive revaluation at least every three years for its land and buildings (except infrastructure and land under infrastructure) where the market or income approach is the most appropriate valuation technique and at least every five years for other classes of property, plant and equipment.

The comprehensive revaluation of the Department’s lands was completed on 28 February 2023 by Australis and certain high value land properties were comprehensively valued at 30 June 2023 by Colliers Group, the last comprehensive revaluation of the Department’s buildings were completed on 30 June 2022 by Australis, and the last comprehensive revaluations of the Department’s infrastructure were completed on 31 March 2019 by Azurium.

Interim revaluations are conducted between comprehensive revaluations where cumulative changes to indicators suggest fair value may differ materially from carrying value. An interim revaluation was completed on 31 March 2023 by Australis for Buildings and Infrastructure.

The Non-specialised assets with short useful lives are measured at depreciated historical cost, which for these assets approximates fair value. The Department has assessed that any difference between fair value and depreciated historical cost is unlikely to be material.

Revaluation increments are recognised in other comprehensive income and credited to revaluation surplus in equity. However, to the extent that an increment reverses a revaluation decrement in respect of the same class of asset previously recognised as a loss in the net result, the increment is recognised immediately as a gain in the net result.

Revaluation decrements are recognised immediately as a loss in the net result, except to the extent that it offsets an existing revaluation surplus on the same class of assets, in which case, the decrement is debited directly to the revaluation surplus.

As a not-for-profit entity, revaluation increments and decrements are offset against one another within a class of non-current assets, but not otherwise.

When revaluing non-current assets using the cost approach, the gross amount and the related accumulated depreciation are separately restated. Where the income approach or market approach is used, accumulated depreciation is eliminated against the gross carrying amount of the asset and the net amount restated to the revalued amount of the asset.

13. Property, plant and equipment (continued)

Recognition and measurement (continued)

Revaluation of property, plant and equipment (continued)

Where an asset that has previously been revalued is disposed of, any balance remaining in the revaluation surplus in respect of that asset is transferred to accumulated funds.

The residual values, useful lives and methods of depreciation of property, plant and equipment are reviewed at each financial year end.

Impairment of property, plant and equipment

As a not-for-profit entity with no cash generating units, impairment under AASB 136 *Impairment of Assets* is unlikely to arise. Since property, plant and equipment are carried at fair value or an amount that approximates fair value, impairment can only arise in rare circumstances such as where the costs of disposal are material.

The Department assesses, at each reporting date, whether there is an indication that an asset may be impaired. If any indication exists, or when annual impairment testing for an asset is required, the Department estimates the asset's recoverable amount. When the carrying amount of an asset exceeds its recoverable amount, the asset is considered impaired and is written down to its recoverable amount.

Specialised assets held for continuing use of their service capacity are rarely sold and their cost of disposal is typically negligible. Their recoverable amount is expected to be materially the same as fair value, where they are regularly revalued under AASB 13.

As a not-for-profit entity, an impairment loss is recognised in the net result to the extent the impairment loss exceeds the amount in the revaluation surplus for the class of asset.

After an impairment loss has been recognised, it is reversed only if there has been a change in the assumptions used to determine the asset's recoverable amount. The reversal is limited so that the carrying amount of the asset does not exceed its recoverable amount, nor exceed the carrying amount that would have been determined, net of depreciation, had no impairment loss been recognised for the asset in prior years. Such reversal is recognised in net result and is treated as a revaluation increase. However, to the extent that an impairment loss on the same class of asset was previously recognised in net result, a reversal of that impairment loss is also recognised in net result.

14. Leases

(a) Department as Lessee

The Department leases various properties, equipment and motor vehicles. Lease contracts are typically made for fixed periods of 2 to 15 years, but these may have extension options. Lease terms are negotiated on an individual basis and contain a wide range of different terms and conditions. The lease agreements do not impose any covenants, but leased assets may not be used as security for borrowing purposes. The Department does not provide residual value guarantees in relation to leases.

Extension and termination options are included in a number of property and equipment leases. These terms are used to maximise operational flexibility in terms of managing contracts. The majority of extension and termination options held are exercisable only by the Department and not by the respective lessor. In determining the lease term, management considers all facts and circumstances that create an economic incentive to exercise an extension option, or not exercise a termination option. Extension options (or periods after termination options) are only included in the lease term if the lease is reasonably certain to be extended (or not terminated). Potential future cash outflows of have been included in the lease liability where it is reasonably certain that the leases will be extended (or not terminated). The assessment is reviewed if a significant event or a significant change in circumstances occurs which affects this assessment and that is within the control of the lessee. During the current financial year, there were revision of lease terms due to the exercise of extension and termination options.

The Department has elected to recognise payments for short-term leases and low value leases as expenses on a straight-line basis, instead of recognising a right-of-use asset and lease liability. Short-term leases are leases with a lease term of 12 months or less. Low value assets are assets with a fair value of \$10,000 or less when new and comprise mainly property.

During financial year ended 30 June 2022, the Department had accepted the changes in the office accommodation arrangements with Property NSW (PNSW). The main change was the introduction of the "substitution right" clause for PNSW to relocate the entity during the term of the agreement. The clause provided PNSW with a substantive substitution right. Therefore, these agreements were no longer accounted for as a lease within the scope of AASB 16.

The corresponding right of use assets and lease liabilities have been derecognised on 30 June 2022, the effective date of the new clause. The net impact of the derecognition was recognised in "Other Gains/(Losses) (refer to Note 5). From 1 July 2022, the accommodation charges will be recognised as expenses when incurred over the agreement duration.

The entity continues to carry the responsibility to make good, and to control the fit-out during the remaining occupancy period as the entity receives the economic benefits via using the fit-out or expected compensation from PNSW upon relocation. Therefore, the entity's accounting treatment for make-good provision and fit-out costs in relation to the relevant accommodation remains unchanged.

Department of Regional NSW
Notes to the financial statements
for the year ended 30 June 2023

14. Leases (continued)

(a) Department as Lessee (continued)

Right-of-use assets under leases

30 June 2023	Land and Buildings \$'000	Plant and Equipment \$'000	Total \$'000
Balance at beginning of the year	-	3,596	3,596
Additions	-	2,830	2,830
Remeasurement	-	20	20
Depreciation expense	-	(2,765)	(2,765)
Acquisitions/transfers through administrative restructures	-	1,387	1,387
Net revaluation increments less revaluation decrements	-	110	110
Balance at end of the year	-	5,178	5,178
30 June 2022			
Balance at beginning of the year	86,974	4,632	91,606
Additions	1,353	358	1,711
Remeasurement	455	6	461
Derecognition	(79,097)	(29)	(79,126)
Depreciation expense	(9,685)	(1,476)	(11,161)
Other	-	105	105
Balance at end of the year	-	3,596	3,596

Lease liabilities

The following table presents liabilities under leases.

	2023 \$'000	2022 \$'000
Balance at beginning of the year	3,346	98,754
Additions	2,830	1,710
Interest expenses	155	2,146
Remeasurement due to change in variable rent and/or lease term	22	462
Payments	(3,011)	(12,034)
Derecognition	-	(87,773)
Acquisition / Transfer through administrative restructure	1,387	-
Other	-	81
Balance at end of the year	4,729	3,346

The following amounts were recognised in the statement of comprehensive income in respect of leases where the entity is the lessee:

	2023 \$'000	2022 \$'000
Depreciation expense of right-of-use assets	2,765	11,161
Interest expense on lease liabilities	155	2,146
Expense relating to short-term leases and low-value assets	19,624	8,461
Gains or losses arising from derecognising the right-of-use assets and lease liabilities with Property NSW	-	8,646
Total amount recognised in the statement of comprehensive income	22,544	30,414

The Department had total cash outflows for leases of \$22.6 million during the year ended 30 June 2023 (30 June 2022: \$20.5 million).

Department of Regional NSW
Notes to the financial statements
for the year ended 30 June 2023

14. Leases (continued)

(a) Department as Lessee (continued)

Future minimum lease payments under non-cancellable leases are as follows:

	2023	2022
	\$'000	\$'000
Within one year	2,276	1,554
Later than one year and not later than five years	2,526	2,123
Later than five years	172	224
Total (including GST)	<u>4,974</u>	<u>3,901</u>
GST payable to / (GST recoverable from) the Australian Taxation Office	<u>(452)</u>	<u>(355)</u>
Total (excluding GST)	<u>4,522</u>	<u>3,546</u>

Recognition and measurement

The Department assesses at contract inception whether a contract is, or contains, a lease. That is, if the contract conveys the right to control the use of an identified asset for a period of time in exchange for consideration.

The Department recognises lease liabilities to make lease payments and right-of-use assets representing the right to use the underlying assets, except for short-term leases and leases of low-value assets.

i. Right-of-use assets

The Department recognises right-of-use assets at the commencement date of the lease (i.e. the date the underlying asset is available for use). Right-of-use assets are initially measured at the amount of initial measurement of the lease liability (refer ii below), adjusted by any lease payments made at or before the commencement date and lease incentives, any initial direct costs incurred, and estimated costs of dismantling and removing the asset or restoring the site.

Right-of-use assets are depreciated on a straight-line basis over the shorter of the lease term and the estimated useful lives of the assets.

If ownership of the leased asset transfers to the Department at the end of the lease term or the cost reflects the exercise of a purchase option, depreciation is calculated using the estimated useful life of the asset.

Impairment of right-of-use assets:

The right-of-use assets are also subject to impairment. The Department assesses, at each reporting date, whether there is an indication that an asset may be impaired. If any indication exists, or when annual impairment testing for an asset is required, the entity estimates the asset's recoverable amount. When the carrying amount of an asset exceeds its recoverable amount, the asset is considered impaired and is written down to its recoverable amount. After an impairment loss has been recognised, it is reversed only if there has been a change in the assumptions used to determine the asset's recoverable amount. The reversal is limited so that the carrying amount of the asset does not exceed its recoverable amount, nor exceed the carrying amount that would have been determined, net of depreciation, had no impairment loss been recognised for the asset in prior years. Such reversal is recognised in the net result.

ii. Lease Liabilities

At the commencement date of the lease, the Department recognises lease liabilities measured at the present value of lease payments to be made over the lease term. Lease payments include:

- fixed payments (including in substance fixed payments) less any lease incentives receivable;
- variable lease payments that depend on an index or a rate;
- amounts expected to be paid under residual value guarantees;
- exercise price of a purchase options reasonably certain to be exercised by the Department; and
- payments of penalties for terminating the lease, if the lease term reflects the Department exercising the option to terminate.

14. Leases (continued)

(a) Department as Lessee (continued)

Recognition and measurement (continued)

ii. Lease Liabilities (continued)

Variable lease payments that do not depend on an index or a rate are recognised as expenses in the period in which the event or condition that triggers the payment occurs.

The lease payments are discounted using the interest rate implicit in the lease. If that rate cannot be readily determined, which is generally the case for the Department's leases, the lessee's incremental borrowing rate is used, being the rate that the entity would have to pay to borrow the funds necessary to obtain an asset of similar value to the right-of-use asset in a similar economic environment with similar terms, security and conditions.

After the commencement date, the amount of lease liabilities is increased to reflect the accretion of interest and reduced for the lease payments made. In addition, the carrying amount of lease liabilities is remeasured if there is a modification, a change in the lease term, a change in the lease payments (e.g. changes to future payments resulting from a change in an index or rate used to determine such lease payments) or a change in the assessment of an option to purchase the underlying asset.

The Department's lease liabilities are included in borrowings. Refer note 19.

iii. Short-term leases and leases of low-value assets

The Department applies the short-term lease recognition exemption to its short-term leases of plant and equipment (i.e., those leases that have a lease term of 12 months or less from the commencement date and do not contain a purchase option). It also applies the lease of low-value assets recognition exemption to leases of office equipment that are considered to be low value. Lease payments on short-term leases and leases of low value assets are recognised as expense on a straight-line basis over the lease term.

iv. Leases that have significantly below-market terms and conditions principally to enable the entity to further its objectives

Right-of-use assets under leases at significantly below-market terms and conditions that are entered into principally to enable the Department to further its objectives, are measured at cost.

These right-of-use assets are depreciated on a straight-line basis over the shorter of the lease term and the estimated useful lives of the assets, subject to impairment. They are not subject to revaluation.

Department of Regional NSW
Notes to the financial statements
for the year ended 30 June 2023

15. Intangible assets

	Software \$'000	Total \$'000
At 1 July 2021		
Cost (gross carrying amount)	34,543	34,543
Accumulated amortisation and impairment	(14,718)	(14,718)
Net carrying amount	19,825	19,825
Year ended 30 June 2022		
Net carrying amount at beginning of the year	19,825	19,825
Additions	3,346	3,346
Amortisation expense	(2,235)	(2,235)
Net carrying amount at end of the year	20,936	20,936
At 1 July 2022		
Cost (gross carrying amount)	37,778	37,778
Accumulated amortisation and impairment	(16,842)	(16,842)
Net carrying amount	20,936	20,936
Year ended 30 June 2023		
Net carrying amount at beginning of the year	20,936	20,936
Additions	9,496	9,496
Acquisitions/transfers through administrative restructures	50	50
Amortisation expense	(1,331)	(1,331)
Net carrying amount at end of the year	29,151	29,151
At 30 June 2023		
Cost (gross carrying amount)	47,336	47,336
Accumulated amortisation and impairment	(18,185)	(18,185)
Net carrying amount	29,151	29,151

Recognition and measurement

The Department recognises intangible assets only if it is probable that future economic benefits will flow to the Department and the cost of the asset can be measured reliably. Intangible assets are measured initially at cost. Where an asset is acquired at no or nominal cost, the cost is its fair value as at the date of acquisition. Following initial recognition, intangible assets are subsequently measured at fair value only if there is an active market. If there is no active market for the Department's intangible assets, the assets are carried at cost less any accumulated amortisation and impairment losses.

All research costs are expensed. Development costs are only capitalised when certain criteria, such as probable future economic benefits, are met.

The useful lives of intangible assets are assessed to be finite.

The Department's intangible assets are amortised using the straight-line method over a period of 4 - 20 years. The amortisation period and the amortisation method for an intangible asset with a finite useful life are reviewed at least at the end of each reporting period.

Department of Regional NSW
Notes to the financial statements
for the year ended 30 June 2023

15. Intangible assets (continued)

Recognition and measurement (continued)

Intangible assets are tested for impairment where an indicator of impairment exists. If the recoverable amount is less than its carrying amount, the carrying amount is reduced to recoverable amount and the reduction is recognised as an impairment loss.

Software

Software is measured at cost less amortisation, as a substitute for fair value in accordance with AASB 138 *Intangible Assets* (AASB 138). These assets are amortised using the straight-line method over their estimated useful lives.

16. Fair value measurement of non-financial assets

Fair value measurement and hierarchy

Fair value is the price that would be received to sell an asset or paid to transfer a liability in an orderly transaction between market participants at the measurement date. The fair value measurement is based on the presumption that the transaction to sell the asset or transfer the liability takes place either in the principal market for the asset or liability or in the absence of a principal market, in the most advantageous market for the asset or liability.

When measuring at fair value, the valuation technique used maximises the use of relevant observable inputs and minimises the use of unobservable inputs. Under AASB 13, the entity categorises, for disclosure purposes, the valuation techniques based on the inputs used in the valuation techniques as follows:

- Level 1 – quoted (unadjusted) prices in active markets for identical assets / liabilities that the Department can access at the measurement date.
- Level 2 – inputs other than quoted prices included within level 1 that are observable, either directly or indirectly.
- Level 3 – inputs that are not based on observable market data (unobservable inputs).

The Department recognises transfers between levels of the fair value hierarchy at the end of the reporting period during which the change has occurred.

(a) Fair value hierarchy

	Level 1	Level 2	Level 3	Total fair value
	\$'000	\$'000	\$'000	\$'000
30 June 2023				
Property, plant and equipment				
Land	-	-	166,009	166,009
Buildings	-	-	327,020	327,020
Infrastructure systems	-	-	108,911	108,911
Collection assets	-	-	10,586	10,586
Biological assets	-	-	14,028	14,028
Total fair value measurement of non-financial assets	-	-	626,554	626,554
	Level 1	Level 2	Level 3	Total fair value
	\$'000	\$'000	\$'000	\$'000
30 June 2022				
Property, plant and equipment				
Land	-	-	124,665	124,665
Buildings	-	-	323,748	323,748
Infrastructure systems	-	-	86,155	86,155
Collection assets	-	-	10,586	10,586
Biological assets	-	-	20,682	20,682
Total fair value measurement of non-financial assets	-	-	565,836	565,836

Department of Regional NSW
Notes to the financial statements
for the year ended 30 June 2023

16. Fair value measurement of non-financial assets (continued)

(b) Reconciliation of recurring Level 3 fair value measurements

	Land (other) \$'000	Buildings \$'000	Infrastructu re systems \$'000	Collection assets \$'000	Biological assets \$'000	Total \$'000
Fair value as at 1 July 2022	124,665	323,748	86,155	10,586	20,682	565,836
Equity transfers	17,205	5,652	169	-	-	23,026
Additions	-	5,121	2,513	-	-	7,634
Disposals	(1,014)	(138)	-	-	-	(1,152)
Transfers	-	(20,487)	20,427	-	-	(60)
Revaluation - Reserves	25,153	25,751	2,706	-	(6,654)	46,956
Depreciation expense	-	(12,627)	(3,059)	-	-	(15,686)
Fair value as at 30 June 2023	166,009	327,020	108,911	10,586	14,028	626,554

	Land (other) \$'000	Buildings \$'000	Infrastructu re systems \$'000	Collection assets \$'000	Biological assets \$'000	Total \$'000
Fair value as at 1 July 2021	108,324	209,052	63,560	10,586	16,063	407,585
Additions	-	8,458	22,173	-	-	30,631
Disposals	-	(472)	(2,962)	-	-	(3,434)
Transfers	-	(578)	3,086	-	-	2,508
Revaluation - Reserves	16,341	119,431	2,487	-	4,619	142,878
Depreciation expense	-	(12,143)	(2,189)	-	-	(14,332)
Fair value as at 30 June 2022	124,665	323,748	86,155	10,586	20,682	565,836

16. Fair value measurement of non-financial assets (continued)

(c) Valuation techniques, inputs and processes

Non-financial assets	Category (level 2 or level 3)	Valuation technique	Inputs used
Land	Level 3	Market approach	<p>Comprehensive revaluation of lands was completed at 28 February 2023 and certain high value land properties were comprehensively valued at 30 June 2023 by Colliers Group</p> <p>Valuation technique uses following inputs:</p> <ul style="list-style-type: none"> • Sales price of comparable land. • Land attributes including size, location, condition and zoning. <p>Management assessed that the above evaluation by an external valuer to be reasonable as at 30 June 2023.</p>
Plant and Equipment	Level 3	Depreciated Replacement Cost	Recent market replacement costs.
Buildings	Level 3	Depreciated Replacement Cost	<p>Comprehensive revaluation of buildings was completed at 30 June 2022.</p> <p>Valuation technique uses following inputs:</p> <ul style="list-style-type: none"> • Industry accepted publications such as the Australian Construction Hand Book 2021, adjusted by regional indices. • Actual comparable construction costs. • Total and remaining useful life. • Gross floor area. • For heritage buildings, the replacement cost is determined by considering modern day equivalent materials and assets with the same size, design and function as the existing buildings, after taking into consideration and obsolescence.
Infrastructure systems – roads, access assets, utilities and other infrastructure assets	Level 3	Depreciated Replacement Cost	<p>Valuation technique uses following inputs:</p> <ul style="list-style-type: none"> • Industry accepted publications such as the Australian Construction Hand Book 2021, adjusted by regional indices. • Actual comparable construction costs. • Total and remaining useful life. • For the interim revaluation performed at 30 June 2023, cost indices were developed by asset type (civil structures, mechanical, electrical and reticulation) then a weighted composite index was applied to gross replacement cost and fair value of the asset group.

Department of Regional NSW
Notes to the financial statements
for the year ended 30 June 2023

17. Restricted assets

(a) Restricted assets (included in cash and cash equivalents and financial assets at fair value)

	2023	2022
	\$'000	\$'000
Resources Restricted Funds	65,659	33,519
Pest Insect Destruction Fund	-	18,897
Marine Park Trust Funds	809	862
Royalties for Rejuvenation Funds	48,465	21,574
	114,933	74,852

The above amounts are recognised as restricted assets as there are specific legislative/contractual conditions associated with the use of these funds or they are for a specific purpose only.

18. Current / non-current liabilities - payables

	2023	2022
	\$'000	\$'000
Current		
Accrued salaries wages and on-costs	12,384	7,163
Accruals	98,461	98,999
Creditors	130,382	74,427
Bonds and deposits	69	75
Payroll tax	1,929	1,601
Related party payables	16,597	2,363
	259,822	184,628
Non-current		
Other	402	609
Other taxes payable	24	32
	426	641

Details regarding liquidity risk, including a maturity analysis of the above payables are disclosed in note 27.

Recognition and measurement

Payables represent liabilities for goods and services provided to the Department and other amounts. Short-term payables with no stated interest rate are measured at the original invoice amount where the effect of discounting is immaterial.

Payables are financial liabilities at amortised cost, initially measured at fair value, net of transaction costs. These are subsequently measured at amortised cost using the effective interest method. Gains and losses are recognised in net result when the liabilities are derecognised as well as through the amortisation process.

19. Current / non-current liabilities - borrowings

	2023	2022
	\$'000	\$'000
Current		
Lease Liability (refer note 14)	1,937	1,006
	1,937	1,006
Non-current		
Lease Liability (refer note 14)	2,792	2,340
	2,792	2,340

Details regarding liquidity risk, including a maturity analysis of the above payables are disclosed in note 27.

Department of Regional NSW
Notes to the financial statements
for the year ended 30 June 2023

19. Current / non-current liabilities - borrowings (continued)

Changes in liabilities arising from financial activities

	Leases	Total liabilities from financing activities
	\$'000	\$'000
Balance at 1 July 2022	3,346	3,346
Cash flows	(3,011)	(3,011)
New leases	2,830	2,830
Remeasurement due to change in variable rent and/or lease term	22	22
Interest expense	155	155
Acquisition / Transfer through administrative restructure	1,387	1,387
Balance at 30 June 2023	4,729	4,729

	Leases	Total liabilities from financing activities
	\$'000	\$'000
Balance at 1 July 2021	98,754	98,754
Cash flows	(12,034)	(12,034)
New leases	1,710	1,710
Remeasurement due to change in variable rent and/or lease term	462	462
Interest expense	2,146	2,146
Derecognition	(87,773)	(87,773)
Other	81	81
Balance at 30 June 2022	3,346	3,346

Recognition and measurement

Lease liability

Lease liabilities are determined in accordance with AASB 16. Refer note 14.

20. Current / non-current liabilities - provisions

(a) Employee benefits, related on-costs and other provisions

	2023	2022
	\$'000	\$'000
Current		
Employee benefits and related on-costs		
Recreation leave	50,503	42,865
Long service leave	15,405	13,505
Payroll tax	5,613	5,264
Other employee costs	223	-
Total employee benefits and related on-costs	71,744	61,634
Other provisions		
Restoration costs	2,014	1,435
Decontamination	4,912	9,225
Legal costs	7,440	3,690
Warranties and unrecoverable costs on works undertaken on behalf of other agencies	600	717
Other	1,207	3,037
Total other provisions	16,173	18,104
Total current provisions	87,917	79,738

Department of Regional NSW
Notes to the financial statements
for the year ended 30 June 2023

20. Current / non-current liabilities - provisions (continued)

(a) Employee benefits, related on-costs and other provisions (continued)

	2023 \$'000	2022 \$'000
Non-current		
Employee benefits and related on-costs		
Long service leave	1,555	1,472
Total employee benefits and related on-costs	<u>1,555</u>	<u>1,472</u>
Other provisions		
Restoration costs	3,162	1,910
Total other provisions	<u>3,162</u>	<u>1,910</u>
Total non-current provisions	<u>4,717</u>	<u>3,382</u>

Recreation leave

The liability at 30 June 2023 was \$50.5 m (2022: \$42.9m). This is based on leave entitlements at 30 June 2023.

The value of recreational leave expected to be taken within 12 months is \$37.7 m (2022: \$31.0m) and \$12.8 m (2022: \$11.9m) after 12 months.

Long service leave

The liability at 30 June 2023 was \$17 m (2022: \$15.0m). This is based on leave entitlements at 30 June 2023.

The value of long service leave expected to be taken within 12 months is \$2.5 m (2022: \$2.3m) and \$14.5 m (2022: \$12.7m) after 12 months.

Aggregate employee benefits and related on-costs

	2023 \$'000	2022 \$'000
Provisions - current	71,744	61,634
Provisions - non-current	1,555	1,472
Accrued salaries, wages and on-costs (Note 18)	12,384	7,163
	<u>85,683</u>	<u>70,269</u>

Movements in provisions (other than employee benefits)

Restoration costs

Carrying amount at beginning of the period	3,345	3,179
Provisions increased / (decreased)	1,831	166
Carrying amount at end of the period	<u>5,176</u>	<u>3,345</u>

Other provisions

Carrying amount at beginning of the period	16,669	21,309
Provisions increased / (decreased)	(8,260)	(4,640)
Carrying amount at end of the period	<u>8,409</u>	<u>16,669</u>

20. Current / non-current liabilities - provisions (continued)

(a) Employee benefits, related on-costs and other provisions (continued)

Recognition and measurement

Employee benefits and related on-costs

(a) Salaries and wages, annual leave and sick leave

Salaries and wages (including non-monetary benefits) and paid sick leave that are expected to be settled wholly within 12 months after the end of period in which the employees render the service are recognised and measured at the undiscounted amounts of the benefits.

Annual leave is not expected to be settled wholly before twelve months after the end of the annual reporting period in which the employees render the related service. As such, it is required to be measured at present value in accordance with AASB 119 *Employee Benefits* (although short-cut methods are permitted). Actuarial advice obtained by Treasury has confirmed that the use of an approach using nominal annual leave plus annual leave on the nominal liability (calculated using 7.9% of the nominal value of annual leave) can be used to approximate the present value of the annual leave liability. The Department has assessed the actuarial advice based on the Department's circumstances and has determined that the effect of discounting is immaterial to annual leave. All annual leave is classified as a current liability even where the entity does not expect to settle the liability within 12 months as the Department does not have an unconditional right to defer settlement.

Unused non-vesting sick leave does not give rise to a liability as it is not considered probable that sick leave taken in the future will be greater than the benefits accrued in the future.

The outstanding amounts of payroll tax, workers' compensation insurance premiums and fringe benefits tax, which are consequential to employment, are recognised as liabilities and expenses where the employee benefits to which they relate have been recognised.

(b) Long service leave and superannuation

The Department's liabilities for long service leave and defined benefit superannuation are assumed by the Crown. The Department accounts for the liability as having been extinguished; resulting in the amount assumed being shown as part of the non-monetary revenue item described as "acceptance by the Crown of employee benefits and other liabilities".

Long service leave is measured at the present value of expected future payments to be made in respect of services provided up to the reporting date. Consideration is given to certain factors based on actuarial review, including expected future wage and salary levels, experience of employee departures, and periods of service. Expected future payments are discounted using Commonwealth government bond rate at the reporting date.

The superannuation expense for the year has been determined by using the formulae specified in the Treasurer's Directions. The expense for certain superannuation schemes (i.e. Basic Benefit and First State Super) is calculated as a percentage of the employees' salary. For other superannuation schemes (i.e. State Superannuation Scheme and State Authorities Superannuation Scheme), the expense is calculated as a multiple of the employees' superannuation contributions.

(c) Consequential on-costs

Consequential costs to employment are recognised as liabilities and expenses where the employee benefits to which they relate have been recognised. This includes outstanding amounts of payroll tax, workers' compensation insurance premiums and fringe benefits tax.

(d) Other provisions

Provisions are recognised when the Department has a present legal or constructive obligation as a result of a past event; it is probable that an outflow of resources will be required to settle the obligation; and a reliable estimate can be made of the obligation.

If the effect of the time value of money is material, provisions are discounted at an appropriate percentage, which is a pre-tax rate that reflects the current market assessments of the time value of money and the risks specific to the liability. When discounting is used, the increase in the provision due to the passage of time (i.e. unwinding of discount rate) is recognised as a finance cost.

Department of Regional NSW
Notes to the financial statements
for the year ended 30 June 2023

21. Current / non-current liabilities - Other

	2023 \$'000	2022 \$'000
Current		
Future works on behalf of other agencies	208,582	262,683
	<u>208,582</u>	<u>262,683</u>

Recognition and measurement

The Department recognises funds received or receivable at 30 June 2023 for works yet to be performed on behalf of other agencies as a current liability. These funds are likely to be used by the Department in the following financial year towards provision of goods and services, on behalf of other agencies. Refer note 3(b).

22. Equity

Revaluation surplus

The revaluation surplus is used to record increments and decrements on the revaluation of non-current assets. This accords with the Department's policy on the revaluation of property, plant and equipment as discussed in note 13.

Accumulated funds

The category 'accumulated funds' includes retained funds.

Reserves

Separate reserve accounts are recognised in the financial statements only if such accounts are required by specific legislation or Australian Accounting Standards (e.g. revaluation surplus).

Equity transfers - Recognition and Measurement

The transfer of net assets between entities as a result of an administrative restructure, transfers of programs / functions and parts thereof between NSW public sector entities and 'equity appropriations' are designated or required by AAS to be treated as contributions by owners and recognised as an adjustment to 'Accumulated Funds'. This treatment is consistent with AASB 1004 and Australian Interpretation 1038 Contributions by Owners Made to Wholly-Owned Public Sector Entities.

Transfers arising from an administrative restructure involving not-for-profit and for-profit government entities are recognised at the amount at which the assets and liabilities were recognised by the transferor immediately prior to the restructure. Subject to below, in most instances this will approximate fair value.

All other equity transfers are recognised at fair value, except for intangibles. Where an intangible has been recognised at (amortised) cost by the transferor because there is no active market, the entity recognises the asset at the transferor's carrying amount. Where the transferor is prohibited from recognising internally generated intangibles, the entity does not recognise that asset.

Department of Regional NSW
Notes to the financial statements
for the year ended 30 June 2023

22. Equity (continued)

Under the Administrative Arrangements (Administrative Changes—Miscellaneous) Order 2022 staff of Local Land Services involved in the administration of the Soil Conservation Act 1938 transferred to Department of Regional NSW from 1 July 2022. The list assets and liabilities transferred in the Department were as follows;

Soil Conservation Services		\$'000
As at 30 June 2022		
ASSETS		
Current assets		
Receivables		14,713
Inventories		506
Total current assets		15,219
Non-current assets		
Property Plant and Equipment		25,493
Intangible assets		50
Right of use assets		1,387
Total non-current assets		26,930
Total assets		42,149
LIABILITIES		
Current liabilities		
Contract liabilities		-
Payables		879
Borrowings		651
Provisions		2,690
Other liabilities		8,069
Total current liabilities		12,289
Non-current liabilities		
Contract liabilities		-
Payables		-
Borrowings		739
Provisions		67
Total non-current liabilities		806
Total liabilities		13,095
Net Assets transferred in		29,054

Pest Insect Destruction Fund (PIDF) previously managed by the Department was transferred to Local Land Services (LLS) for efficient administration of the Fund, the transfer of PIDF was approved by the Secretary from 1 July 2022, accordingly below assets were transferred to Local Land Services;

Pest Insect Destruction Fund		\$'000
As at 30 June 2022		
ASSETS		
Current assets		
Cash and cash equivalent		14,689
Receivables		6,185
Inventories		534
Net Assets transferred out		21,408

Department of Regional NSW
Notes to the financial statements
for the year ended 30 June 2023

23. Commitments for expenditure

(a) Capital Commitments

	2023 \$'000	2022 \$'000
Aggregate capital expenditure for the acquisition of non-current assets contracted for at balance date and not provided for:		
Not later than one year	23,196	848
Later than one year and not later than five years	-	-
Later than five years	-	-
Total (including GST)	23,196	848

24. Contingent liabilities and contingent assets

(a) Contingent liabilities

There are a number of claims against the Department. As at 30 June 2023 these included:

- Potential liability for legal costs in connection with the Land and Environment Court proceedings in which the Department was unsuccessful. There is potential for claims for damages from the Department for injuries and/or damage to their personal property.
- Many regulatory prosecutions (including, but not limited to, prosecutions under the *Fisheries Management Act 1994* and the *Game and Feral Animal Control Act 2002*) on foot at the end of the period where the outcome is uncertain.

It is possible a costs order could be made against the Department in any of these matters. It is not practicable to accurately estimate the amount of the potential costs orders and/or potential legal costs in those matters.

(b) Contingent assets

The Department is not aware of any contingent assets.

25. Budget Review

The budgeted amounts are drawn from the original budgeted financial statements presented to Parliament in respect of the reporting period. Subsequent amendments to the original budget (e.g. adjustment for transfer of functions between entities as a result of Administrative Arrangements Orders) are not reflected in the budgeted amounts.

The budget process is finalised prior to the beginning of each financial year. Events can arise after the budget is finalised that necessitate variations to the planned activities of the consolidated entity for that year. This in turn may cause variations to the financial activities. Major variations between the original budget and actual amounts are outlined below.

Net Result

Net Profit of \$369.6 million for the year ended 30 June 2023 resulted in a variance of \$279.1 million in comparison with the budgeted net profit of \$90.5 million. Key variations are listed in the table below:

Department of Regional NSW
Notes to the financial statements
for the year ended 30 June 2023

25. Budget Review (Continued)

Expenditure

Resilient Home Funds: Proposal for Regional Growth Fund Component. Slower than planned staffing in the Northern Rivers Reconstruction Corporation (NRRC) via Resilience NSW resulted in part of the project moving into 2023-24. This is offset but a similar reduction in revenue claimed from the Reconstruction Authority.	(211,250)
Regional Delivery Grants: Corrects government grant classification. Reallocation for disaster & COVID-affected programs have been moved to 23-24 to ensure critical community support & improved outcomes. This is offset but a similar reduction in Appropriations revenue.	(176,844)
Regional Precincts Group: Program is now planned for 2023-24: Digital Connectivity, Investment Activation. Delays due to Williamstown SAP plan and Federal changes. Offset by Crown Finance Claims revenue	(98,658)
Repair of Critical Water & Sewerage Infrastructure: has been delayed. Extension of the program has allowed additional planning and the repair program timeline. This allows for better budget utilisation. This is offset but a similar reduction in revenue claimed from the Reconstruction Authority.	(56,100)
Property Assessment & Demolition Program (FPAP): The initial program spend profile was prepared mid-disaster by other agencies. Property inspections are well progressed and were the basis for a review of program and works scheduling. Funding profile has been updated to reflect review finding in a manner that best delivers program objectives. This is offset but a similar reduction in revenue claimed from the Reconstruction Authority.	(56,100)
August and September 2022 Floods Recovery Assistance: Provides recovery support for impacted communities after the August and September 2022 floods. The initial program was set up straight after the flood and has been rephased to better reflect the new program This is offset but a similar reduction in revenue claimed from the Reconstruction Authority revenue.	(44,000)
Mining, Exploration and Geoscience – Delayed due to issues with Aerial survey delays. This has now been addressed and will be spend in 2023-24.	(34,826)
Remaining variance relates to projects of the Regional NSW experienced delays in expenditure in 2022/2023 to support various programs of work.	-

Revenue

Resilient Home Funds: Proposal for Regional Growth Fund Component. Covers buy-backs, home raising, retrofit, land acquisition. Administered by Resilience NSW for 50% Disaster Recovery Funding Arrangement (DRFA) funding. Most expenses go to Northern Rivers Reconstruction Corporation (NRRC) via Resilience NSW.	(211,250)
Regional Delivery Grants: Corrects government grant classification. Reallocation for disaster & COVID-affected programs. Carry forward ensures critical community support & improved outcomes.	(176,844)
Regional Precincts Group: Carry forward essential for priority programs: Digital Connectivity, Investment Activation. Delays due to Williamstown SAP plan and Federal changes. Aligns with current program expectations.	(98,658)
Northern Rivers Reconstruction Corporation (NRRC) - Repair of Critical Water & Sewerage Infrastructure: Carry forward for mature repair program timeline. Aligns budget for better utilisation.	(56,100)
Northern Rivers Critical Water Sewerage Infrastructure & Property Assessment & Demolition Program: Carry forward aligns spending with program expectations. Supports inspections & better delivery.	(56,100)
August and September 2022 Floods Recovery Assistance: Provides recovery support for impacted communities after the August and September 2022 floods.	(44,000)
Mining, Exploration and Geoscience - Critical Minerals Reprofile: Carry forward for Critical Minerals reprofile. Aerial survey delays addressed.	(34,826)
Corporate Labour Expense Cap and Operating Expenses: Carry forward maintains budget limits for Regional NSW proposals. Ensures effective governance and administration.	(28,941)
NRRC Repair of Critical Water & Sewerage Infrastructure + NRRC FPAP: Ongoing works by Public Works for NRRC programs.	160,249
Northern Rivers Temporary Housing Package: Increased revenue for Temporary Housing response to disasters.	160,250
Remaining variance is relating to projects of the Regional NSW experienced delays in revenue in 2022/2023 to support various programs of work.	-

Department of Regional NSW
Notes to the financial statements
for the year ended 30 June 2023

25. Budget Review (Continued)

Assets and Liabilities

Net assets of \$1,016 million were higher than the budget of \$949.8 million by \$66.2 million primarily due to the increase in receivables off set by the increase in payables

Actual cash of \$282.5 million was lower than the budget of \$318.3 million by \$35.8 million. This was mainly due to lower net result achieved for the factors explained above.

26. Reconciliation of cash flows from operating activities to net result

	2023	2022
	\$'000	\$'000
Reconciliation of cash flows from operating activities to net result as reported in the statement of comprehensive income as follows:		
Net cash flows from operating activities	186,995	70,656
Depreciation and amortisation	(25,499)	(33,402)
Finance costs	(76)	(2,146)
Revaluation gain / (loss) on T Corp IM Funds	4,391	(926)
Gain/(loss) on disposal of property, plant and equipment	958	(3,620)
Revaluation of property, plant and equipment	-	12,524
Increase / (decrease) in receivables	237,510	142,591
Increase / (decrease) in inventories	675	(3)
Increase / (decrease) in contract assets	-	(7,843)
Decrease / (increase) in creditors	(74,504)	(2,329)
Decrease / (increase) in contract liabilities	(8,084)	(9,117)
Decrease / (increase) in provisions	(9,514)	3,609
Decrease / (increase) in other liabilities	56,757	(150,446)
Net result	369,609	19,548

Department of Regional NSW
Notes to the financial statements
for the year ended 30 June 2023

27. Financial instruments

The Department principal financial instruments are outlined below. These financial instruments arise directly from the Department's operations or are required to finance the Department's operations. The Department does not enter into or trade financial instruments, including derivative financial instruments, for speculative purposes.

The Department's main risks arising from financial instruments are outlined below, together with the Department's objectives, policies and processes for measuring and managing risk. Further quantitative and qualitative disclosures are included throughout these financial statements.

The Secretary has overall responsibility for the establishment and oversight of risk management and reviews and agrees policies for managing each of these risks. Risk management policies are established to identify and analyse the risks faced by the Department, to set risk limits and controls and to monitor risks. Compliance is reviewed by the Department on a continuous basis.

(a) Financial instrument categories

	Note	Category	2023 \$'000	2022 \$'000
Class:				
Financial Assets				
Cash and cash equivalents	7	Amortised cost	282,511	183,520
Receivables ¹	8	Amortised cost	528,044	297,508
Financial assets at fair value	10	Fair value through profit and loss	48,510	21,623
			859,065	502,651
Class:				
Financial Liabilities				
Payables ²	18	Financial liabilities measured at amortised cost	258,295	183,636
Borrowings	19	Financial liabilities measured at amortised cost	4,729	3,346
			263,024	186,982

¹ Excludes statutory receivables and prepayments (i.e. not within scope of AASB 7).

² Excludes statutory payables and unearned revenue (i.e. not within scope of AASB 7).

³ While contract assets are also not formalised, they are explicitly included in the scope of AASB 7 for the purpose of the credit risk disclosure.

The Department determines the classification of its financial assets and liabilities after initial recognition and when allowed and appropriate, re-evaluates this at each financial year end.

(b) Derecognition of financial assets and financial liabilities

A financial asset (or, where applicable, a part of a financial asset or part of a group of similar financial assets) is derecognised when the contractual rights to the cash flows from the financial assets expire; or if the Department transfers its rights to receive cash flows from the asset or has assumed an obligation to pay the received cash flows in full without material delay to a third party under a 'pass-through' arrangement; and either:

- the Department has transferred substantially all the risks and rewards of the asset; or
- the Department has neither transferred nor retained substantially all the risks and rewards of the asset, but has transferred control.

When the Department has transferred its rights to receive cash flows from an asset or has entered into a pass through arrangement, it evaluates if, and to what extent, it has retained the risks and rewards of ownership. Where the Department has neither transferred nor retained substantially all the risks and rewards or transferred control, the asset continues to be recognised to the extent of the Department's continuing involvement in the asset. In that case, the Department also recognises an associated liability. The transferred asset and the associated liability are measured on a basis that reflects the rights and obligations that the Department has retained.

27. Financial instruments (continued)

(b) Derecognition of financial assets and financial liabilities (continued)

Continuing involvement that takes the form of a guarantee over the transferred asset is measured at the lower of the original carrying amount of the asset and the maximum amount of consideration that the Department could be required to repay.

A financial liability is derecognised when the obligation specified in the contract is discharged or cancelled or expires. When an existing financial liability is replaced by another from the same lender on substantially different terms, or the terms of an existing liability are substantially modified, such an exchange or modification is treated as the derecognition of the original liability and the recognition of a new liability. The difference in the respective carrying amounts is recognised in the net result.

(c) Offsetting financial instruments

Financial assets and financial liabilities are offset, and the net amount is reported in the statement of financial position if there is a currently enforceable legal right to offset the recognised amounts and there is an intention to settle on a net basis, or to realise the assets and settle the liabilities simultaneously.

(d) Financial risks

(i) Credit Risk

Credit risk arises when there is the possibility of the counter party defaulting on their contractual obligations, resulting in a financial loss to the Department. The maximum exposure to credit risk is generally represented by the carrying amount of the financial assets (net of any allowance credit losses or allowance for impairment).

Credit risk arises from the financial assets of the Department, including cash, receivables, authority deposits and advances receivable. No collateral is held by the Department. The Department has not granted any financial guarantees.

Credit risk associated with the Department's financial assets, other than receivables, is managed through the selection of counterparties and establishment of minimum credit rating standards.

Cash and cash equivalents

Cash comprises cash on hand and bank balances within the NSW Treasury Banking System. Interest is earned on daily bank balances at the monthly average NSW Treasury Corporation (TCorp) 11am unofficial cash rate, adjusted for a management fee to NSW Treasury.

Receivables – trade receivables

Accounting policy for impairment of trade receivables and other financial assets

Collectability of trade receivables are on an ongoing basis. Procedures as established in the Treasurer's Directions are followed to recover outstanding amounts, including letters of demand where necessary.

The Department applies the AASB 9 simplified approach to measuring expected credit losses which uses a lifetime expected loss allowance for all trade receivables.

To measure the expected credit losses, trade receivables have been grouped based on shared credit risk characteristics and the days past due.

The expected loss rates are based on historical observed loss rates. The historical loss rates are adjusted to reflect current and forward-looking information on macroeconomic factors affecting the ability of the customers to settle the receivables. Refer note 8.

Trade receivables are written off when there is no reasonable expectation of recovery.

Department of Regional NSW
Notes to the financial statements
for the year ended 30 June 2023

27. Financial instruments (continued)

(d) Financial risks (continued)

(i) Credit Risk (continued)

The loss allowance for trade receivables and contract assets as at 30 June 2023, was determined as follows:

30 June 2023	Current \$'000	<30 days \$'000	30- 60 days \$'000	61 - 90 days \$'000	> 91 days \$'000	Total \$'000
Expected credit loss rate	0.56%	1.64%	12.47%	4.91%	12.02%	
Estimated total gross carrying amount	194,274	73,654	922	6,317	53,672	328,839
Expected credit loss	1,088	1,210	115	310	6,454	9,177

30 June 2022

	Current \$'000	<30 days \$'000	30- 60 days \$'000	61 - 90 days \$'000	> 91 days \$'000	Total \$'000
Expected credit loss rate	0.82%	3.66%	14.56%	1.79%	22.64%	
Estimated total gross carrying amount	85,275	13,265	3,256	12,331	6,655	120,782
Expected credit loss	695	486	474	221	1,507	3,383

Note: The analysis excludes statutory receivables and prepayments, as these are not within the scope of AASB 7. Therefore, the 'total' will not reconcile to the receivables total in note 8.

The Department is not materially exposed to concentrations of credit risk to a single debtor or group of debtors as at 30 June 2023.

(ii) Liquidity Risk

Liquidity risk is the risk that the Department will be unable to meet its payment obligations when they fall due. The Department continuously manages risk through monitoring future cash flows and maturities planning to ensure adequate holding of high-quality liquid assets. The objective is to maintain a balance between continuity of funding and flexibility through the use of loans and other advances.

The Department has a credit card facility with spending limit of \$18 million at 30 June 2023 (30 June 2022: \$34.5 million)

During the current period there were no defaults or breaches of borrowings. No assets have been pledged as collateral. The Department's exposure to liquidity risk is deemed insignificant based on prior periods' data and current assessment of risk.

Liabilities are recognised for amounts due to be paid in the future for goods or services received, whether invoiced or not. Amounts owing to suppliers (which are unsecured) are settled in accordance with the policy set out in NSW TC 11-12. For small business suppliers, where terms are not specified, payment is made not later than 30 days from date of receipt of a correctly rendered invoice. For other suppliers, if trade terms are not specified, payment is made no later than the end of the month following the month in which the invoice or a statement is received. For small business suppliers, where payment is not made within the specified time period, simple interest must be paid automatically unless an existing contract specifies otherwise. For payments to other suppliers, the Secretary may automatically pay the supplier simple interest.

Department of Regional NSW
Notes to the financial statements
for the year ended 30 June 2023

27. Financial instruments (continued)

(d) Financial risks (continued)

(ii) Liquidity Risk (continued)

The table below summarises the maturity profile of the Department's financial liabilities, based on contractual undiscounted payments together with the interest rate exposure.

Maturity Analysis and interest rate exposure of financial liabilities
30 June 2023

	Weighted average effective interest rate	Interest rate exposure				Maturity dates		
		Nominal Amount \$'000	Fixed Interest Rate \$'000	Variable Interest Rate \$'000	Non-Interest Bearing \$'000	< 1 year \$'000	1-5 years \$'000	> 5 years \$'000
Payables		258,295	-	-	258,295	257,893	402	-
Borrowings:								
Lease liabilities	1.2% - 3.8%	4,974	4,974	-	-	2,276	2,526	172
		<u>263,269</u>	<u>4,974</u>	<u>-</u>	<u>258,295</u>	<u>260,169</u>	<u>2,928</u>	<u>172</u>

30 June 2022

	Weighted average effective interest rate	Interest rate exposure				Maturity dates		
		Nominal Amount \$'000	Fixed Interest Rate \$'000	Variable Interest Rate \$'000	Non-Interest Bearing \$'000	< 1 year \$'000	1-5 years \$'000	> 5 years \$'000
Payables		183,636	-	-	183,636	183,027	609	-
Borrowings:								
Lease liabilities	1.3% -3.8%	3,901	3,901	-	-	1,554	2,123	224
		<u>187,537</u>	<u>3,901</u>	<u>-</u>	<u>183,636</u>	<u>184,581</u>	<u>2,732</u>	<u>224</u>

Note: The analysis excludes statutory payables and unearned revenue, as these are not within the scope of AASB 7.

(iii) Market Risk

Market risk is the risk that the fair value or future cash flows of a financial instrument will fluctuate because of changes in market prices. The Department's exposures to market risk are primarily through interest rate risk on the Department's borrowings. The Department has no exposure to foreign currency risk and does not enter into commodity contracts.

The effect on profit and equity due to a reasonably possible change in risk variable is outlined in the information below, for interest rate risk and other price risk. A reasonably possible change in risk variable has been determined after taking into account the economic environment in which the Department operates and the time frame for the assessment (i.e. until the end of the next annual reporting period). The sensitivity analysis is based on risk exposure in existence at the financial position date. The analysis assumes that all other variables remain constant.

Interest Rate Risk

Interest rate risk is the risk that the fair value or future cash flows of a financial instrument will fluctuate because of changes in market interest rates. Exposure to interest rate risk arises primarily through the Department's interest bearing liabilities. The Department does not account for any fixed rate financial instruments at fair value through profit or loss or as at fair value through other comprehensive income. Therefore, for these financial instruments, a change in interest rates would not affect profit or loss or equity. A reasonably possible change of +/- 1% is used, consistent with current trends in interest rates. The basis will be reviewed annually and amended where there is a structural change in the level of interest rate volatility. The Department's exposure to interest rate risk is set out below.

Department of Regional NSW
Notes to the financial statements
for the year ended 30 June 2023

27. Financial instruments (continued)

(d) Financial risks (continued)

(iii) Market Risk (continued)

Other price risk – TCorpIM Funds

Exposure to 'other price risk' primarily arises through the investment in the TCorpIM funds, which are held for strategic rather than trading purposes. The entity has no direct equity investments. The entity holds units in the following TCorpIM Funds trusts:

Facility	Investment Sectors	Investment Horizon	2023 \$'000	2022 \$'000
TCorpIM Long Term Growth Fund	Cash and fixed income, credit, equities, alternative assets, real assets	7 years and over	48,465	21,574

The unit price of each facility is equal to the total fair value of the net assets held by the facility divided by the number of units on issue for that facility. Unit prices are calculated and published daily.

TCorp as trustee for each of the above facilities is required to act in the best interest of the unit holders and to administer the trusts in accordance with the trust deeds. As trustee, TCorp has appointed external managers to manage the performance and risks of each facility in accordance with a mandate agreed by the parties. TCorp has also leveraged off internal expertise to manage certain fixed income assets for the TCorpIM Funds facilities. A significant portion of the administration of the facilities is outsourced to an external custodian.

Investment in the TCorpIM Funds facilities limits the entity's exposure to risk, as it allows diversification across a pool of funds with different investment horizons and a mix of investments.

TCorp provides sensitivity analysis information for each of the Investment facilities, which is used to demonstrate the impact on the funds' net assets as a result of a change in the unit price. This impact is based on a sensitivity rate of 10%, multiplied by the redemption value as at 30 June each year for each facility (balance from TCorpIM Funds statement). Actual movements in the price risk variables may differ to the sensitivity rate used due to a number of factors. The TCorpIM Funds are measured at fair value through profit or loss and therefore any change in unit price impacts directly on net results.

	Change in unit price	Impact on net result / equity	
		2023 \$'000	2022 \$'000
TCorpIM Long Term Growth Fund	+/-10%	+/- 4,846	+/- 2,157

Department of Regional NSW
Notes to the financial statements
for the year ended 30 June 2023

27. Financial instruments (continued)

(d) Financial risks (continued)

(iii) Market Risk (continued)

30 June 2023	\$'000				
	Carrying Amount	Profit -1%	Equity	Profit +1%	Equity
Financial Assets					
Cash and cash equivalents	66,468	(665)	(665)	665	665
Receivables	528,044	(5,280)	(5,280)	5,280	5,280
Financial assets at fair value	48,510	-	-	-	-
Financial Liabilities					
Payables	258,295	(2,583)	(2,583)	2,583	2,583
Borrowings	4,729	(47)	(47)	47	47
30 June 2022					
	Carrying Amount	Profit -1%	Equity	Profit +1%	Equity
Financial Assets					
Cash and cash equivalents	53,278	(533)	(533)	533	533
Receivables	297,508	(2,975)	(2,975)	2,975	2,975
Financial assets at fair value	21,623	-	-	-	-
Financial Liabilities					
Payables	183,636	(1,836)	(1,836)	1,836	1,836
Borrowings	3,346	(33)	(33)	33	33

(e) Fair value measurement

(i) Fair value compared to carrying amount

Fair value is the price that would be received to sell an asset or paid to transfer a liability in an orderly transaction between market participants at the measurement date. The fair value measurement is based on the presumption that the transaction to sell the asset or transfer the liability takes place either in the principal market for the asset or liability or in the absence of a principal market, in the most advantageous market for the asset or liability.

(ii) Fair value recognised in statement of financial position

Management assessed that cash and short-term deposits, trade receivables, trade payables and other current liabilities approximate their fair values, largely due to the short-term maturities of these instruments.

When measuring fair value, the valuation technique used maximises the use of relevant observable inputs and minimises the use of unobservable inputs. Under AASB 13, the Department categorises, for disclosure purposes, the valuation techniques based on the inputs used in the valuation techniques as follows:

- Level 1 – quoted (unadjusted) prices in active markets for identical assets / liabilities that the Department can access at the measurement date.
- Level 2 – inputs other than quoted prices included within level 1 that are observable, either directly or indirectly.
- Level 3 – inputs that are not based on observable market data (unobservable inputs).

The Department recognises transfers between levels of the fair value hierarchy at the end of the reporting period during which the change has occurred. There were no transfers between level 1, 2 and 3 during the period ended 30 June 2023. Refer note 16.

Department of Regional NSW
Notes to the financial statements
for the year ended 30 June 2023

28. Trust funds

(a) Minerals trust funds – deposits under the *Mining Act 1992*

Cash deposits are received in respect of various forms of titles issued under the provisions of the State's mining legislation. Such cash deposits are held by the Department during the currency of titles and are normally refunded to registered holders upon cessation, providing certain title conditions have been observed.

These monies have been excluded from the financial statements as the Department cannot use them for the achievement of its objectives.

Bank guarantees from various mining enterprises for the amount of \$3.5 billion (2022: \$3.3 billion) are also held as at 30 June 2023.

	2023	2022
	\$'000	\$'000
Refundable deposits balance at beginning of the year	216,836	108,894
Add: receipts	145,150	151,611
Less: refunds	(138,778)	(43,669)
Refundable deposits balance at the end of the year	223,208	216,836
Breakdown of the refundable deposits balance:		
Cash at the bank	224,462	218,440
Cash receivable from / (payable) to the Department	(1,254)	(1,604)
Total refundable deposits at the end of the year	223,208	216,836

29. Administered activities

(a) Receipts and payments

The following income has been collected on behalf of the Crown during the current and prior periods.

	2023	2022
	\$'000	\$'000
Receipts	830	64,437
Payments	(830)	(75,506)
Net Receipt / (Payment)	-	(11,069)

The Department administers the following activities on behalf of the Crown:

- Covid-19 security activities on behalf of NSW Treasury; and
- mining activities for NSW government.

Department of Regional NSW
Notes to the financial statements
for the year ended 30 June 2023

30. Related party disclosures

(a) Key management personnel compensation

The following are Department's key management personnel:

- Secretary of the Department;
- Deputy Secretary Commercial;
- Deputy Secretary Strategy, Corporate & Performance;
- Director General Primary Industries;
- Deputy Secretary Regional Development & Programs;
- CEO Mining, Exploration & Geoscience;
- Deputy Secretary Regional Precincts Group.

The combined compensation for the above-named personnel is as follows:

	2023	2022
	\$'000	\$'000
Salaries	2,738	2,747
Other monetary allowances	79	51
Total remuneration	2,817	2,798

(b) Transactions with key management personnel

During the year the Department did not enter in transactions with key management personnel, their close family members and controlled or jointly controlled entities thereof.

(c) Transactions with Government related entities

During the year, the Department entered into the following individually significant arms' length transactions with other entities that are controlled by the NSW Government;

- Appropriation of \$1,910 million (2022: \$1,034 million) received from the Consolidated Fund (note 3(a))
- Cluster grant funding of \$188.8 million (2022: \$155 million) was paid to agencies within the Regional Cluster (note 2(d)) and \$333.6 million (2022: \$94.5 million) paid to other NSW government entities.

The Department also entered into transactions with other entities that are controlled/jointly controlled/significantly influenced by NSW Government. These transactions are conducted at arms-length and are not individually significant. This includes property leased from Property NSW, insurance arrangement with the NSW Self Insurance Corporation, corporate shared services and personnel services arrangements and certain employee benefits assumed by the Crown. Refer notes 2(a), 2(b), 2(d), 2(e), 3(a), 3(e), 3 (f) and 3(h).

31. Events after the reporting period

On 19th September 2023 NSW State Government handed down the 2023-24 NSW Budget. The budget confirmed changes to the funding provided to the Department. The Department is in the process of reviewing these changes and determining their impact on existing programs and projects.

There are no other known events that would impact on the state of the Department or have a material impact on the financial statements.

End of the audited financial statements

Appendix 2

Grants paid to non-government organisations

Recipient Organisation	Program Area as per Budget Paper	Program as per Budget paper	Amount
2357 Partnerships	Growth, Development and Wellbeing in Regional NSW	Stimulus Children Young People Wellbeing	\$48,926
2S Entertainment Pty Ltd	Growth, Development and Wellbeing in Regional NSW	Regional Events Acceleration Fund	\$50,000
A Maxwekk & L Rickard	Growth, Development and Wellbeing in Regional NSW	Primary Industry Support Package - Flood	\$9,740
A.E. Gibson & Sons Pty Ltd	Growth, Development and Wellbeing in Regional NSW	Regional Jobs Creation Fund	\$136,000
A.M Cussinnet & P.J Cussinnet	Stronger Primary Industries	Habitat Rehabilitation	\$9,600
ABC Can Pty Ltd	Growth, Development and Wellbeing in Regional NSW	Regional Jobs Creation Fund	\$360,000
Ability Network Limited	Stronger Primary Industries	State Recreational Education	\$2,000
Act & Southern NSW Rugby Union Limited	Growth, Development and Wellbeing in Regional NSW	Regional Events Acceleration Fund	\$430,837
Action For Agriculture Incorporated	Growth, Development and Wellbeing in Regional NSW	S&F Children Young People Wellbeing	\$80,000
Action For Agriculture Incorporated	Growth, Development and Wellbeing in Regional NSW	Stimulus Children Young People Wellbeing	\$40,000
Active Group Global Pty Ltd	Growth, Development and Wellbeing in Regional NSW	Regional Jobs Creation Fund	\$66,000
Ad Meats Pty Ltd	Stronger Primary Industries	Sheep & Goat Trace	\$5,000
Adaptive Interiors	Growth, Development and Wellbeing in Regional NSW	Regional Jobs Creation Fund	\$132,000
Adelong Alive Museum Incorporated	Growth, Development and Wellbeing in Regional NSW	Stronger Country Communities Fund	\$88,701
Adelong Community Enterprises	Growth, Development and Wellbeing in Regional NSW	Deputy Premier's Grants	\$28,266
Adelonia Theatre Committee Incorporated	Growth, Development and Wellbeing in Regional NSW	Stronger Country Communities Fund	\$166,250
Adventist Senior Living	Growth, Development and Wellbeing in Regional NSW	My Community Project	\$547
Agboss Australia Pty Ltd	Growth, Development and Wellbeing in Regional NSW	Regional Jobs Creation Fund	\$59,250
Agricultural Pastoral And Show Society	Growth, Development and Wellbeing in Regional NSW	Country Shows Support Package	\$14,921
Agritechnology Pty Ltd	Growth, Development and Wellbeing in Regional NSW	Regional Jobs Creation Fund	\$75,600
AKD NSW Pty Ltd	Growth, Development and Wellbeing in Regional NSW	Bushfire Industry Recovery Package	\$3,000,000
AL & CJ Evans	Stronger Primary Industries	Policy and Programs	\$300
Albion Park Soccer Club	Growth, Development and Wellbeing in Regional NSW	Stronger Country Communities Fund	\$132,550
Albury & District Local Aboriginal	Growth, Development and Wellbeing in Regional NSW	Business Case Strategy Development	\$472,000
Allied Grain Systems Pty Ltd	Growth, Development and Wellbeing in Regional NSW	Regional Investment Attraction Fund	\$85,000
Allworth And District Social Fishing	Stronger Primary Industries	Recreational Trust Programs	\$73,775
Alstonville Plateau Bowls And Sport Club	Growth, Development and Wellbeing in Regional NSW	Stronger Country Communities Fund	\$25,431
Alstonville Sub-Branch of The Return Soldiers	Growth, Development and Wellbeing in Regional NSW	Deputy Premier's Grants	\$11,764
Alstonville Tennis Club Incorporated	Growth, Development and Wellbeing in Regional NSW	Stronger Country Communities Fund	\$90,817
Ampcontrol SWG Pty Ltd	Growth, Development and Wellbeing in Regional NSW	Regional Jobs Creation Fund	\$240,000
Amplify Events Pty Ltd	Growth, Development and Wellbeing in Regional NSW	Regional Events Acceleration Fund	\$45,100

Anchor Resources Limited	Mineral and petroleum industries generating prosperity safely	Projects & Acquisitions Administration	\$200,000
Anderson Horticulture Pty Ltd	Growth, Development and Wellbeing in Regional NSW	Regional Jobs Creation Fund	\$102,000
Andrew Kay Management Pty Ltd	Growth, Development and Wellbeing in Regional NSW	Regional Events Acceleration Fund	\$249,471
Anglican Property Trust Diocese	Growth, Development and Wellbeing in Regional NSW	Stronger Country Communities Fund	\$60,923
Anglicare NSW South NSW West & ACT	Growth, Development and Wellbeing in Regional NSW	Bushfire Local Economic Recovery Package	\$1,737,500
Anglicare Sydney	Growth, Development and Wellbeing in Regional NSW	Bushfire Local Economic Recovery Package	\$270,292
Angry Bull Trails Limited	Growth, Development and Wellbeing in Regional NSW	Regional Tourism Activation Fund	\$1,037,696
Animal Health & Nutrition Consulting	Stronger Primary Industries	Policy and Programs	\$230
Animal Health Australia	Stronger Primary Industries	Animal Biosecurity Business	\$332,143
Animal Health Australia	Stronger Primary Industries	Policy and Programs	\$186,049
Animal Welfare League	Stronger Primary Industries	Animal Welfare Policy	\$75,000
Animal Welfare League NSW	Stronger Primary Industries	Animal Welfare Reform	\$1,670,000
Ant Packaging Pty Ltd	Growth, Development and Wellbeing in Regional NSW	Regional Jobs Creation Fund	\$150,000
Ant Packaging Pty Ltd	Growth, Development and Wellbeing in Regional NSW	Regional Jobs Creation Fund	\$90,000
Anthony Simpson	Stronger Primary Industries	Inland Recreational Policy	\$3,000
Apex Club of Inverell Incorporated	Growth, Development and Wellbeing in Regional NSW	Minister Regional Youth Discretionary	\$7,000
Apollo Engineering Pty Ltd	Growth, Development and Wellbeing in Regional NSW	Regional Jobs Creation Fund	\$100,000
Apollo Engineering Pty Ltd	Growth, Development and Wellbeing in Regional NSW	Regional Jobs Creation Fund	\$60,000
Apollo Fabrication Group Pty Ltd	Growth, Development and Wellbeing in Regional NSW	Regional Jobs Creation Fund	\$444,000
Aquasave-Nature Glenelg Trust	Stronger Primary Industries	Inland Recreational Policy	\$109,000
Aquatic Tutoring Australia Incorporated	Growth, Development and Wellbeing in Regional NSW	Office for Regional Youth	\$6,841
Argyle Community Housing Limited	Growth, Development and Wellbeing in Regional NSW	Regional Youth Investment Program	\$887,400
Argyle Youth Alliance Incorporated	Growth, Development and Wellbeing in Regional NSW	Minister Regional Youth Discretionary	\$3,000
Armidale Centacare New England	Growth, Development and Wellbeing in Regional NSW	Regional Youth Investment Program	\$797,118
Armidale Family Support Service Incorporated	Growth, Development and Wellbeing in Regional NSW	Office for Regional Youth	\$8,950
Armorgalv (Aust) Pty Ltd	Growth, Development and Wellbeing in Regional NSW	Regional Jobs Creation Fund	\$133,500
Arts Mid North Coast	Growth, Development and Wellbeing in Regional NSW	Stronger Country Communities Fund	\$13,095
Arts-Upper Hunter	Growth, Development and Wellbeing in Regional NSW	Stronger Country Communities Fund	\$61,418
Ashford Golf Club Incorporated	Growth, Development and Wellbeing in Regional NSW	Stronger Country Communities Fund	\$62,058
Association of Haryanvis In Australia	Growth, Development and Wellbeing in Regional NSW	My Community Project	\$4,463
Association of Surfing Professional	Growth, Development and Wellbeing in Regional NSW	Regional Events Acceleration Fund	\$70,000
Atlas of Life In The Coastal Wilder	Growth, Development and Wellbeing in Regional NSW	Office for Regional Youth	\$10,000
Audio Plus Pty Ltd	Growth, Development and Wellbeing in Regional NSW	Regional Skills Relocation Grant	\$9,018

Auscycling Limited	Growth, Development and Wellbeing in Regional NSW	Regional Events Acceleration Fund	\$142,128
Australian Agricultural Centre	Growth, Development and Wellbeing in Regional NSW	Business Case Strategy Development	\$24,800
Australian Agricultural Centre	Growth, Development and Wellbeing in Regional NSW	Stronger Country Communities Fund	\$66,948
Australian Anatolian Community Service	Growth, Development and Wellbeing in Regional NSW	Stimulus Children Young People Wellbeing	\$8,617
Australian Bay Lobster Producers Limited	Growth, Development and Wellbeing in Regional NSW	Regional Jobs Creation Fund	\$540,000
Australian Beer Ambassadors Pty Ltd	Growth, Development and Wellbeing in Regional NSW	Regional Events Acceleration Fund	\$950,000
Australian Design Centre	Growth, Development and Wellbeing in Regional NSW	My Community Project	\$11,613
Australian Fishing Trade Association	Stronger Primary Industries	Recreational Trust Programs	\$150,000
Australian Food And Pharmaceutical Industries	Growth, Development and Wellbeing in Regional NSW	Regional Jobs Creation Fund	\$688,500
Australian Honeybee Enterprises	Growth, Development and Wellbeing in Regional NSW	Bushfire Industry Recovery Package	\$90,150
Australian Leadership & Communication	Growth, Development and Wellbeing in Regional NSW	S&F Children Young People Wellbeing	\$113,920
Australian Leadership And Communica	Growth, Development and Wellbeing in Regional NSW	Regional Youth Investment Program	\$418,045
Australian National University	Growth, Development and Wellbeing in Regional NSW	Regional Tourism Activation Fund	\$288,560
Australian Queen Bee Line Pty Ltd	Growth, Development and Wellbeing in Regional NSW	Regional Jobs Creation Fund	\$60,000
Australian Rural Leadership	Growth, Development and Wellbeing in Regional NSW	Bushfire Local Economic Recovery Package	\$496,695
Australian Saleyards Management	Stronger Primary Industries	Sheep & Goat Trace	\$13,000
Australian Strategic Materials Limited	Mineral and petroleum industries generating prosperity safely	Critical Minerals Activation Fund	\$250,000
Australian Theatre For Young People	Growth, Development and Wellbeing in Regional NSW	Regional Youth Investment Program	\$330,000
Australia's Industry World Limited	Growth, Development and Wellbeing in Regional NSW	Port Kembla Community Investment Fund	\$28,382
Auto Club of Cobar Incorporated	Growth, Development and Wellbeing in Regional NSW	Stronger Country Communities Fund	\$48,000
Avondale Agriculture	Stronger Primary Industries	Climate Research	\$132,710
Awabakal Limited	Growth, Development and Wellbeing in Regional NSW	Economic Activation Program	\$30,000
Baaka Cultural Centre	Growth, Development and Wellbeing in Regional NSW	Orana Far West	\$8,956
Baaka Cultural Centre	Growth, Development and Wellbeing in Regional NSW	Regional Communities Development Fund	\$10,000
Backtrack Works Limited	Growth, Development and Wellbeing in Regional NSW	Bushfire Local Economic Recovery Package	\$171,828
Backtrack Works Limited	Growth, Development and Wellbeing in Regional NSW	Business Case Strategy Development	\$100,000
Backtrack Youth Works Ltd	Growth, Development and Wellbeing in Regional NSW	Minister Regional Youth Discretionary	\$10,000
Backtrack Youth Works Ltd	Growth, Development and Wellbeing in Regional NSW	Office for Regional Youth	\$24,945
Backtrack Youth Works Ltd	Growth, Development and Wellbeing in Regional NSW	Stronger Country Communities Fund	\$172,069
Bale Defence Engineering Systems Pty Ltd	Growth, Development and Wellbeing in Regional NSW	Regional Jobs Creation Fund	\$60,000
Bale Defence Engineering Systems Pty Ltd	Growth, Development and Wellbeing in Regional NSW	Regional Jobs Creation Fund	\$60,000

Ballina Bowling And Recreation Club	Growth, Development and Wellbeing in Regional NSW	Stronger Country Communities Fund	\$102,800
Ballina Naval & Maritime Museum Incorporated	Growth, Development and Wellbeing in Regional NSW	Deputy Premier's Grants	\$7,200
Ballina Rugby Club Incorporated	Growth, Development and Wellbeing in Regional NSW	Stronger Country Communities Fund	\$60,490
Balranald Motorcycle Club Incorporated	Growth, Development and Wellbeing in Regional NSW	Stronger Country Communities Fund	\$71,312
Bandaar Walaaybaa Community Hub	Growth, Development and Wellbeing in Regional NSW	Business Case Strategy Development	\$26,400
Bangalow Film Festival Limited	Growth, Development and Wellbeing in Regional NSW	Regional Events Acceleration Fund	\$131,626
Bangalow Tennis Club Incorporated	Growth, Development and Wellbeing in Regional NSW	Stronger Country Communities Fund	\$85,461
Bank Art Museum Moree	Growth, Development and Wellbeing in Regional NSW	Deputy Premier's Grants	\$2,190
Baptist Churches of New South Wales	Growth, Development and Wellbeing in Regional NSW	Stronger Country Communities Fund	\$111,538
Bara Barang Corporation Limited	Growth, Development and Wellbeing in Regional NSW	Bushfire Local Economic Recovery Package	\$285,751
Barang Regional Alliance Limited	Growth, Development and Wellbeing in Regional NSW	Regional Youth Investment Program	\$605,945
Barham Avocados Pty Ltd	Growth, Development and Wellbeing in Regional NSW	Regional Jobs Creation Fund	\$70,000
Barham/Koondrook Pony Club Incorporated	Growth, Development and Wellbeing in Regional NSW	Office for Regional Youth	\$7,000
Barkuma Neighbourhood Centre Incorporated	Growth, Development and Wellbeing in Regional NSW	Stronger Country Communities Fund	\$72,816
Barmedman Bowling Club Limited	Growth, Development and Wellbeing in Regional NSW	Stronger Country Communities Fund	\$81,000
Barooga Sports Club Limited	Growth, Development and Wellbeing in Regional NSW	Regional Events Acceleration Fund	\$250,000
Barooga Sports Club Limited	Growth, Development and Wellbeing in Regional NSW	Regional Tourism Activation Fund	\$569,912
Barooga Sports Club Limited	Growth, Development and Wellbeing in Regional NSW	Stronger Country Communities Fund	\$222,000
Barrel Brokers Australasia Pty Ltd	Growth, Development and Wellbeing in Regional NSW	Regional Jobs Creation Fund	\$150,000
Batemans Bay Local Aboriginal Land	Growth, Development and Wellbeing in Regional NSW	Bushfire Local Economic Recovery Package	\$284,952
Bathurst Agricultural Horticultural	Growth, Development and Wellbeing in Regional NSW	Deputy Premier's Grants	\$24,412
Bathurst Archers Incorporated	Growth, Development and Wellbeing in Regional NSW	Stronger Country Communities Fund	\$104,506
Bathurst Bushrangers Arfc Incorporated	Growth, Development and Wellbeing in Regional NSW	Stronger Country Communities Fund	\$211,540
Bathurst City Colts Sporting Club Incorporated	Growth, Development and Wellbeing in Regional NSW	Stronger Country Communities Fund	\$80,867
Bathurst Heritage Matters Incorporated	Growth, Development and Wellbeing in Regional NSW	Deputy Premier's Grants	\$4,000
Bathurst Meals On Wheels Service Incorporated	Growth, Development and Wellbeing in Regional NSW	Stronger Country Communities Fund	\$61,890
Batlow Community & Cultural Association	Growth, Development and Wellbeing in Regional NSW	Regional Events Acceleration Fund	\$57,234
Batlow-Tumut Rail Trail Association	Growth, Development and Wellbeing in Regional NSW	Business Case Strategy Development	\$11,000
Baulkham Hills Football Club Incorporated	Growth, Development and Wellbeing in Regional NSW	My Community Project	\$1,926
Bay & Basin Community Resources Limited	Growth, Development and Wellbeing in Regional NSW	Flood Regional Youth Community Coordination	\$23,384

Bay & Basin Community Resources Limited	Growth, Development and Wellbeing in Regional NSW	Regional Youth Investment Program	\$334,995
Bedgerabong P A & H Association	Growth, Development and Wellbeing in Regional NSW	Country Shows Support Package	\$15,000
Bega Angledale Cricket Club Incorporated	Growth, Development and Wellbeing in Regional NSW	Stronger Country Communities Fund	\$14,209
Bega Valley Veterinary Group Pty Ltd	Growth, Development and Wellbeing in Regional NSW	Regional Skills Relocation Grant	\$2,464
Belmont Neighbourhood Centre Incorporated	Growth, Development and Wellbeing in Regional NSW	Stimulus Children Young People Wellbeing	\$9,980
Ben Buckler Amateur Fishing Club Incorporated	Stronger Primary Industries	Recreational Trust Programs	\$8,000
Berkeley Vale Neighbourhood Centre	Growth, Development and Wellbeing in Regional NSW	Office for Regional Youth	\$4,138
Berries Australia Limited	Growth, Development and Wellbeing in Regional NSW	Flood Industry Recovery Package	\$500,000
Berrigan Children's Centre Association	Growth, Development and Wellbeing in Regional NSW	Stronger Country Communities Fund	\$32,404
Berry Tennis Club Incorporated	Growth, Development and Wellbeing in Regional NSW	Stronger Country Communities Fund	\$62,820
Beyond Empathy Limited	Growth, Development and Wellbeing in Regional NSW	Stimulus Children Young People Wellbeing	\$40,000
Big Brothers - Big Sisters Australia	Growth, Development and Wellbeing in Regional NSW	Stronger Country Communities Fund	\$44,732
Big Hart Incorporated	Growth, Development and Wellbeing in Regional NSW	Bushfire Local Economic Recovery Package	\$172,019
Big River Group Pty Ltd	Growth, Development and Wellbeing in Regional NSW	Bushfire Industry Recovery Package	\$1,000,000
Big Yellow Umbrella	Growth, Development and Wellbeing in Regional NSW	S&F Children Young People Wellbeing	\$24,000
Billabong Little Athletics	Growth, Development and Wellbeing in Regional NSW	Stronger Country Communities Fund	\$76,658
Bingara Anglers Club Incorporated	Stronger Primary Industries	Inland Recreational Policy	\$100,000
Bingara Pony Club Incorporated	Growth, Development and Wellbeing in Regional NSW	Office for Regional Youth	\$7,000
Birdon Holdings Pty Ltd	Growth, Development and Wellbeing in Regional NSW	Regional Jobs Creation Fund	\$1,664,000
Birdon Holdings Pty Ltd	Growth, Development and Wellbeing in Regional NSW	Regional Skills Relocation Grant	\$1,950
Birdon P/L	Growth, Development and Wellbeing in Regional NSW	Regional Skills Relocation Grant	\$8,074
Black Head Surf Life Saving Club Incorporated	Growth, Development and Wellbeing in Regional NSW	My Community Project	\$61,126
Black Head Surf Life Saving Club Incorporated	Growth, Development and Wellbeing in Regional NSW	Stronger Country Communities Fund	\$89,368
Blackheath Area Neighbourhood Centre	Growth, Development and Wellbeing in Regional NSW	Bushfire Local Economic Recovery Package	\$122,760
Blackrock Industries Pty Ltd	Growth, Development and Wellbeing in Regional NSW	Regional Jobs Creation Fund	\$145,000
Blackrock Industries Pty Ltd	Growth, Development and Wellbeing in Regional NSW	Regional Jobs Creation Fund	\$67,500
Blackroo Community Indigenous	Growth, Development and Wellbeing in Regional NSW	Business Case Strategy Development	\$64,364
Blayney Golf Club Limited	Growth, Development and Wellbeing in Regional NSW	Stronger Country Communities Fund	\$70,607
Blicks Community Incorporated	Growth, Development and Wellbeing in Regional NSW	Bushfire Local Economic Recovery Package	\$330,712
Bligh Park Community Services Incorporated	Growth, Development and Wellbeing in Regional NSW	Stimulus Children Young People Wellbeing	\$9,997

Blue Economy Crc-Co Limited	Growth, Development and Wellbeing in Regional NSW	Business Case Strategy Development	\$231,200
Blue Mountains Accommodation	Growth, Development and Wellbeing in Regional NSW	Bushfire Local Economic Recovery Package	\$652,356
Blue Mountains Creative Arts Network	Growth, Development and Wellbeing in Regional NSW	Stimulus Children Young People Wellbeing	\$10,000
Blue Zebra Digital Pty Ltd	Growth, Development and Wellbeing in Regional NSW	Regional Jobs Creation Fund	\$210,000
Bluesfest Byron Bay Pty Ltd	Growth, Development and Wellbeing in Regional NSW	Regional Events Acceleration Fund	\$40,000
Boambee East Community Centre Incorporated	Growth, Development and Wellbeing in Regional NSW	Minister Regional Youth Discretionary	\$7,290
Boambee East Community Centre Incorporated	Growth, Development and Wellbeing in Regional NSW	Office for Regional Youth	\$19,942
Boambee East Community Centre Incorporated	Growth, Development and Wellbeing in Regional NSW	Stimulus Children Young People Wellbeing	\$39,737
Boambee East Community Centre Incorporated	Growth, Development and Wellbeing in Regional NSW	Stronger Country Communities Fund	\$67,095
Boggabri-Gunnedah Gun Club	Growth, Development and Wellbeing in Regional NSW	Deputy Premier's Grants	\$100,000
Bombala Exhibition Society Incorporated	Growth, Development and Wellbeing in Regional NSW	S&F Children Young People Wellbeing	\$12,440
Bondan Timbers Pty Ltd	Growth, Development and Wellbeing in Regional NSW	Primary Industry Support Package - Flood	\$19,970
Bonny Hills Rural Fire Brigade	Growth, Development and Wellbeing in Regional NSW	Bushfire Local Economic Recovery Package	\$100,000
Bonny Hills Tennis Club	Growth, Development and Wellbeing in Regional NSW	Stronger Country Communities Fund	\$16,439
Booma Food Group Pty Ltd	Growth, Development and Wellbeing in Regional NSW	Regional Jobs Creation Fund	\$90,000
Boral Timber	Growth, Development and Wellbeing in Regional NSW	Bushfire Industry Recovery Package	\$6,295
Boral Timber	Growth, Development and Wellbeing in Regional NSW	Primary Industry Support Package - Flood	\$16,729
Border Ranges-Richmond Valley Landcare	Stronger Primary Industries	Habitat Rehabilitation	\$17,824
Bourke Rams Junior Rugby Union Club	Growth, Development and Wellbeing in Regional NSW	Stronger Country Communities Fund	\$156,400
Bowen Residents Action Group	Growth, Development and Wellbeing in Regional NSW	Minister Regional Youth Discretionary	\$6,819
Bowraville Innovative Social Enterprise	Growth, Development and Wellbeing in Regional NSW	Bushfire Local Economic Recovery Package	\$176,220
Boys To The Bush Limited	Growth, Development and Wellbeing in Regional NSW	Minister Regional Youth Discretionary	\$99,943
Boys To The Bush Limited	Growth, Development and Wellbeing in Regional NSW	Office for Regional Youth	\$44,123
Boys To The Bush Limited	Growth, Development and Wellbeing in Regional NSW	S&F Children Young People Wellbeing	\$65,280
Braidwood Youth Performing Arts	Growth, Development and Wellbeing in Regional NSW	Bushfire Local Economic Recovery Package	\$442,429
Bravehearts Foundation Limited	Growth, Development and Wellbeing in Regional NSW	Stimulus Children Young People Wellbeing	\$20,192
Brewarrina Clay Target Club Incorporated	Growth, Development and Wellbeing in Regional NSW	Stronger Country Communities Fund	\$66,000
Brewarrina Jockey Club	Growth, Development and Wellbeing in Regional NSW	Stronger Country Communities Fund	\$102,040
Bribbaree Show Society Incorporated	Growth, Development and Wellbeing in Regional NSW	Country Shows Support Package	\$14,971
Bright Events Pty Ltd	Growth, Development and Wellbeing in Regional NSW	Regional Events Acceleration Fund	\$226,722

Brightnow Limited	Growth, Development and Wellbeing in Regional NSW	Office for Regional Youth	\$4,292
Broadwater P&C Association	Growth, Development and Wellbeing in Regional NSW	Stimulus Children Young People Wellbeing	\$9,404
Brocklesby Tennis Club	Growth, Development and Wellbeing in Regional NSW	Stronger Country Communities Fund	\$61,107
Broke Residents Community Association Incorporated	Growth, Development and Wellbeing in Regional NSW	Stimulus Children Young People Wellbeing	\$5,950
Broken Hill Cobalt Project Pty Ltd	Mineral and petroleum industries generating prosperity safely	Critical Minerals Activation Fund	\$250,000
Broken Hill Historical Society Incorporated	Growth, Development and Wellbeing in Regional NSW	Deputy Premier's Grants	\$7,500
Broken Hill Pistol Club Incorporated	Growth, Development and Wellbeing in Regional NSW	Stronger Country Communities Fund	\$191,846
Broken Hill Repertory Society Incorporated	Growth, Development and Wellbeing in Regional NSW	Stronger Country Communities Fund	\$77,857
Broulee Early Learning Centre Pty Ltd	Growth, Development and Wellbeing in Regional NSW	Stimulus Children Young People Wellbeing	\$9,000
Brunswick Valley Landcare Incorporated	Stronger Primary Industries	Habitat Rehabilitation	\$3,503
Bucketts Way Neighbourhood Group Incorporated	Growth, Development and Wellbeing in Regional NSW	Office for Regional Youth	\$4,100
Bulahdelah and District Historical Society	Growth, Development and Wellbeing in Regional NSW	Deputy Premier's Grants	\$5,000
Bulahdelah Show Society Incorporated	Growth, Development and Wellbeing in Regional NSW	Country Shows Support Package	\$15,000
Bundanon Trust	Growth, Development and Wellbeing in Regional NSW	Office for Regional Youth	\$17,408
Bundeena Bowling & Sports Club Co-Operative	Stronger Primary Industries	State Recreational Education	\$1,818
Bundjalung of Byron Bay	Growth, Development and Wellbeing in Regional NSW	Business Case Strategy Development	\$57,000
Bundjalung of Byron Bay	Growth, Development and Wellbeing in Regional NSW	Regional Communities Development Fund	\$10,000
Bundjalung Tribal Society Limited	Growth, Development and Wellbeing in Regional NSW	Business Case Strategy Development	\$137,236
Bungree Aboriginal Association Limited	Growth, Development and Wellbeing in Regional NSW	Business Case Strategy Development	\$12,000
Burabi Aboriginal Corporation	Growth, Development and Wellbeing in Regional NSW	Office for Regional Youth	\$7,000
Burrangong Picnic Race Club Incorporated	Growth, Development and Wellbeing in Regional NSW	Stronger Country Communities Fund	\$292,510
Burringbar District Sports Club Limited	Growth, Development and Wellbeing in Regional NSW	Stronger Country Communities Fund	\$16,966
Burrundi Theatre For Performing Arts	Growth, Development and Wellbeing in Regional NSW	Regional Events Acceleration Fund	\$256,800
Bush Heritage Australia	Stronger Primary Industries	Habitat Rehabilitation	\$11,220
Byabarra Sports And Tennis Club	Growth, Development and Wellbeing in Regional NSW	Stronger Country Communities Fund	\$18,805
Byron Bay Community Association Incorporated	Growth, Development and Wellbeing in Regional NSW	Stronger Country Communities Fund	\$11,600
Byron Bay Deep Sea Fishing Club	Stronger Primary Industries	Recreational Trust Programs	\$1,510
Byron Bay Football Club Incorporated	Growth, Development and Wellbeing in Regional NSW	Minister Regional Youth Discretionary	\$12,000
Byron Bay Football Club Incorporated	Growth, Development and Wellbeing in Regional NSW	Stronger Country Communities Fund	\$142,512
Byron Bay Rugby League Club Incorporated	Growth, Development and Wellbeing in Regional NSW	Stronger Country Communities Fund	\$93,005
Byron Bay Wildlife Hospital Limited	Growth, Development and Wellbeing in Regional NSW	Bushfire Local Economic Recovery Package	\$100,375

Byron Multicultural Incorporated	Growth, Development and Wellbeing in Regional NSW	Office for Regional Youth	\$7,000
Byron Youth Service Incorporated	Growth, Development and Wellbeing in Regional NSW	Office for Regional Youth	\$13,988
Byron Youth Service Incorporated	Growth, Development and Wellbeing in Regional NSW	Stimulus Children Young People Wellbeing	\$39,887
C.D Watt & N.A Watt	Stronger Primary Industries	Policy and Programs	\$100
Camden Haven Pastoral Agricultural Horticultural and Industrial Society	Growth, Development and Wellbeing in Regional NSW	Country Shows Support Package	\$29,744
Camp Breakaway Incorporated	Growth, Development and Wellbeing in Regional NSW	Minister Regional Youth Discretionary	\$5,000
Camp Breakaway Incorporated	Growth, Development and Wellbeing in Regional NSW	Office for Regional Youth	\$7,000
Campbell Page	Growth, Development and Wellbeing in Regional NSW	Bushfire Local Economic Recovery Package	\$1,553,599
Campbell Page	Growth, Development and Wellbeing in Regional NSW	Office for Regional Youth	\$2,250
Campbell Page	Growth, Development and Wellbeing in Regional NSW	Regional Youth Investment Program	\$1,049,833
Canberra Region Joint Organisation	Growth, Development and Wellbeing in Regional NSW	Bushfire Local Economic Recovery Package	\$695,158
Canberra Region Joint Organisation	Growth, Development and Wellbeing in Regional NSW	DRNSW Strategy & Reform	\$400,000
Canberra Region Joint Organisation	Growth, Development and Wellbeing in Regional NSW	Economic Activation Program	\$1,002,210
Canowindra Challenge Incorporated	Growth, Development and Wellbeing in Regional NSW	Regional Events Acceleration Fund	\$40,000
Canterbury Bankstown Chamber of Commerce	Growth, Development and Wellbeing in Regional NSW	S&F Children Young People Wellbeing	\$29,600
Capertee & District Progress Association	Growth, Development and Wellbeing in Regional NSW	Bushfire Local Economic Recovery Package	\$81,000
Captain's Flat RSL & Citizen's Club	Growth, Development and Wellbeing in Regional NSW	Stronger Country Communities Fund	\$15,606
Caragabal Memorial Hall	Growth, Development and Wellbeing in Regional NSW	Stronger Country Communities Fund	\$26,956
Carcoar Saleyards - Central Tablelands Livestock Exchange	Stronger Primary Industries	Sheep & Goat Trace	\$21,000
CareSouth	Growth, Development and Wellbeing in Regional NSW	Office for Regional Youth	\$1,669
Carevan Wagga Incorporated	Growth, Development and Wellbeing in Regional NSW	My Community Project	\$9,601
Caring For Our Port Stephens Youth	Growth, Development and Wellbeing in Regional NSW	S&F Children Young People Wellbeing	\$39,031
Carol Frost	Stronger Primary Industries	Policy and Programs	\$100
Carrington Bowling Club Co-Op Limited	Growth, Development and Wellbeing in Regional NSW	Newcastle Port Community Cont. Fund	\$65,490
Casino Indoor Stadium Association Incorporated	Growth, Development and Wellbeing in Regional NSW	Office for Regional Youth	\$6,941
Casino Indoor Stadium Association Incorporated	Growth, Development and Wellbeing in Regional NSW	S&F Children Young People Wellbeing	\$38,907
Casino Show Society Incorporated	Growth, Development and Wellbeing in Regional NSW	Country Shows Support Package	\$15,000
Caspa Services Limited	Stronger Primary Industries	Recreational Trust Programs	\$8,000
Cat Protection Society of NSW	Growth, Development and Wellbeing in Regional NSW	Stimulus Children Young People Wellbeing	\$9,580
Cat Protection Society of NSW	Stronger Primary Industries	Animal Welfare Policy	\$15,500
Catholic Parish of St Agnes Port Macquarie	Growth, Development and Wellbeing in Regional NSW	S&F Children Young People Wellbeing	\$14,106

Caves Beach Surf Life Saving Club Incorporated	Growth, Development and Wellbeing in Regional NSW	Stronger Country Communities Fund	\$19,976
Cawarra Cosmetics Pty Ltd	Growth, Development and Wellbeing in Regional NSW	Regional Jobs Creation Fund	\$60,000
Cementa Incorporated	Growth, Development and Wellbeing in Regional NSW	Stimulus Children Young People Wellbeing	\$38,474
Centacare South West Nsw Limited	Growth, Development and Wellbeing in Regional NSW	Stimulus Children Young People Wellbeing	\$35,680
Central Coast Emergency Accommodation Services	Growth, Development and Wellbeing in Regional NSW	Stronger Country Communities Fund	\$327,331
Central Coast Industry Connect Limited	Growth, Development and Wellbeing in Regional NSW	Bushfire Local Economic Recovery Package	\$327,522
Central Coast Industry Connect Limited	Growth, Development and Wellbeing in Regional NSW	Business Case Strategy Development	\$131,900
Central North Coast Sporting Car Club Limited	Growth, Development and Wellbeing in Regional NSW	Stronger Country Communities Fund	\$152,594
Central NSW Joint Organisation	Growth, Development and Wellbeing in Regional NSW	Business Case Strategy Development	\$834,662
Central NSW Joint Organisation	Growth, Development and Wellbeing in Regional NSW	Regional Housing Policy	\$45,000
Central West Family Support Group Incorporated	Growth, Development and Wellbeing in Regional NSW	Stimulus Children Young People Wellbeing	\$9,975
Central West Family Support Group Incorporated	Growth, Development and Wellbeing in Regional NSW	Stronger Country Communities Fund	\$71,700
Central West Livestock Exchange (Cwle) Forbes	Stronger Primary Industries	Sheep & Goat Trace	\$10,000
Central West Womens Health Centre Incorporated	Growth, Development and Wellbeing in Regional NSW	Regional Youth Investment Program	\$346,938
Central West Womens Health Centre Incorporated	Growth, Development and Wellbeing in Regional NSW	Stimulus Children Young People Wellbeing	\$10,000
Centre For Hope	Growth, Development and Wellbeing in Regional NSW	Stronger Country Communities Fund	\$169,636
Cessnock Amateur Swimming Club Incorporated	Growth, Development and Wellbeing in Regional NSW	Stimulus Children Young People Wellbeing	\$9,240
Cessnock Tennis Club Incorporated	Growth, Development and Wellbeing in Regional NSW	Stronger Country Communities Fund	\$34,169
Cessnock United Football Club Incorporated	Growth, Development and Wellbeing in Regional NSW	Stronger Country Communities Fund	\$117,900
Chain Valley Bay Progress Association	Stronger Primary Industries	Recreational Trust Programs	\$7,810
Challenge Community Services	Growth, Development and Wellbeing in Regional NSW	Stronger Country Communities Fund	\$50,994
Charles Sturt University	Growth, Development and Wellbeing in Regional NSW	Office for Regional Youth	\$13,632
Charles Sturt University	Growth, Development and Wellbeing in Regional NSW	S&F Children Young People Wellbeing	\$37,585
Charles Sturt University	Growth, Development and Wellbeing in Regional NSW	Stronger Country Communities Fund	\$22,901
Charles Sturt University	Stronger Primary Industries	Grains Bilateral	\$19,800
Charles Sturt University	Stronger Primary Industries	Inland Recreational Policy	\$35,000
Christian Community Centre Nyngan	Growth, Development and Wellbeing in Regional NSW	Stronger Country Communities Fund	\$86,438
Church of Christ Tweed Heads	Growth, Development and Wellbeing in Regional NSW	Deputy Premier's Grants	\$15,000
Cider House Pty Ltd	Growth, Development and Wellbeing in Regional NSW	Bushfire Industry Recovery Package	\$1,754,500
Circartus Incorporated	Growth, Development and Wellbeing in Regional NSW	Stimulus Children Young People Wellbeing	\$23,120
Circle of Girls	Growth, Development and Wellbeing in Regional NSW	Stimulus Children Young People Wellbeing	\$10,000

Clarence River U3A Incorporated	Growth, Development and Wellbeing in Regional NSW	Stimulus Children Young People Wellbeing	\$36,800
Clarence Valley BMX Club Incorporated	Growth, Development and Wellbeing in Regional NSW	Deputy Premier's Grants	\$4,500
Clean 4 Shore NSW Incorporated	Growth, Development and Wellbeing in Regional NSW	Deputy Premier's Grants	\$20,000
Clunes Tennis Club Incorporated	Growth, Development and Wellbeing in Regional NSW	Stronger Country Communities Fund	\$21,400
Cobar Pony Club Incorporated	Growth, Development and Wellbeing in Regional NSW	Office for Regional Youth	\$7,000
Cobar Show Society Incorporated	Growth, Development and Wellbeing in Regional NSW	Country Shows Support Package	\$15,000
Coffs Coast Autism Spectrum Disorder Centre	Growth, Development and Wellbeing in Regional NSW	Office for Regional Youth	\$15,000
Coffs Coast Railroad Modelers Incorporated	Growth, Development and Wellbeing in Regional NSW	Deputy Premier's Grants	\$3,000
Coffs Harbour Hardwoods	Growth, Development and Wellbeing in Regional NSW	Primary Industry Support Package - Flood	\$1,302
Coffs Harbour Showground & Public Recreation Land Manager	Growth, Development and Wellbeing in Regional NSW	Stronger Country Communities Fund	\$140,000
Coffs Harbour Yacht Club Limited	Growth, Development and Wellbeing in Regional NSW	Regional Tourism Activation Fund	\$315,000
Coffs Seniors Computer Club Incorporated	Growth, Development and Wellbeing in Regional NSW	Deputy Premier's Grants	\$9,000
Coleambally Golf Club Incorporated	Growth, Development and Wellbeing in Regional NSW	Stronger Country Communities Fund	\$59,200
Collarenebri Watersports Club Incorporated	Stronger Primary Industries	State Recreational Education	\$2,000
Collector Memorial Hall Incorporated	Growth, Development and Wellbeing in Regional NSW	Bushfire Local Economic Recovery Package	\$351,300
Columbia Corporation Pty Ltd	Growth, Development and Wellbeing in Regional NSW	Regional Jobs Creation Fund	\$72,000
Comboyne Community Association Incorporated	Growth, Development and Wellbeing in Regional NSW	Stronger Country Communities Fund	\$10,603
Commercial Club Fishing Club	Stronger Primary Industries	State Recreational Education	\$2,000
Committee For The Hunter Limited	Growth, Development and Wellbeing in Regional NSW	Business Case Strategy Development	\$195,155
Committee For Wagga Incorporated	Growth, Development and Wellbeing in Regional NSW	Stronger Country Communities Fund	\$60,000
Community Activities Lake Macquarie Incorporated	Growth, Development and Wellbeing in Regional NSW	Minister Regional Youth Discretionary	\$12,872
Community Activities Lake Macquarie Incorporated	Growth, Development and Wellbeing in Regional NSW	Office for Regional Youth	\$27,000
Community Housing Limited	Growth, Development and Wellbeing in Regional NSW	Stimulus Children Young People Wellbeing	\$31,184
Community Life Batemans Bay Incorporated	Growth, Development and Wellbeing in Regional NSW	Stronger Country Communities Fund	\$11,200
Compact Incorporated	Growth, Development and Wellbeing in Regional NSW	Stronger Country Communities Fund	\$318,538
Condobolin RSL Club Limited	Growth, Development and Wellbeing in Regional NSW	Stronger Country Communities Fund	\$33,881
Condobolin Sports Club Limited	Growth, Development and Wellbeing in Regional NSW	Stronger Country Communities Fund	\$96,820
Condobolin Tennis Club Incorporated	Growth, Development and Wellbeing in Regional NSW	Stronger Country Communities Fund	\$114,759
Confederation of Australian Motor Sport	Growth, Development and Wellbeing in Regional NSW	Bushfire Community Resilience & Recovery	\$400,000
Connect & Explore Pty Ltd	Growth, Development and Wellbeing in Regional NSW	Stimulus Children Young People Wellbeing	\$40,000

Connective Indigenous Corporation	Growth, Development and Wellbeing in Regional NSW	Office for Regional Youth	\$21,994
Conron Stockcrete	Growth, Development and Wellbeing in Regional NSW	Regional Jobs Creation Fund	\$80,000
Consensus Education Found	Growth, Development and Wellbeing in Regional NSW	Stimulus Children Young People Wellbeing	\$40,000
Consent Labs Limited	Growth, Development and Wellbeing in Regional NSW	Office for Regional Youth	\$15,327
Conservation Volunteers	Growth, Development and Wellbeing in Regional NSW	Bushfire Local Economic Recovery Package	\$299,375
Contact Incorporated	Growth, Development and Wellbeing in Regional NSW	S&F Children Young People Wellbeing	\$13,193
Converte Pty Ltd	Growth, Development and Wellbeing in Regional NSW	Regional Jobs Creation Fund	\$36,000
Coolah Junior Sports Club Incorporated	Growth, Development and Wellbeing in Regional NSW	Stronger Country Communities Fund	\$304,485
Coolamon Rovers Football Club Incorporated	Growth, Development and Wellbeing in Regional NSW	Stronger Country Communities Fund	\$64,000
Cooma Landcare Incorporated	Stronger Primary Industries	Habitat Rehabilitation	\$6,372
Cooma Men's Shed Incorporated	Growth, Development and Wellbeing in Regional NSW	Deputy Premier's Grants	\$10,200
Cooma Royal Tennis Club Incorporated	Growth, Development and Wellbeing in Regional NSW	Stronger Country Communities Fund	\$179,608
Coomba Aquatic Club	Growth, Development and Wellbeing in Regional NSW	Stronger Country Communities Fund	\$21,700
Coomba Aquatic Club	Stronger Primary Industries	State Recreational Education	\$2,000
Coonabarabran Golf Club Co-Operative	Growth, Development and Wellbeing in Regional NSW	Stronger Country Communities Fund	\$99,927
Coonabarabran Landcare Incorporated	Stronger Primary Industries	Habitat Rehabilitation	\$18,265
Coonabarabran Local Aboriginal	Growth, Development and Wellbeing in Regional NSW	Stronger Country Communities Fund	\$92,786
Coonamble & District Education Foundation	Growth, Development and Wellbeing in Regional NSW	Stronger Country Communities Fund	\$14,000
Coonamble Local Aboriginal Land	Growth, Development and Wellbeing in Regional NSW	Regional Communities Development Fund	\$10,000
Cootamundra A P H & I	Growth, Development and Wellbeing in Regional NSW	Country Shows Support Package	\$30,000
Cootamundra Country Foods Pty Ltd	Growth, Development and Wellbeing in Regional NSW	Regional Jobs Creation Fund	\$33,000
Copacabana Community Mens Shed	Growth, Development and Wellbeing in Regional NSW	My Community Project	\$34,000
Cordina Foods Pty Ltd	Growth, Development and Wellbeing in Regional NSW	Regional Jobs Creation Fund	\$1,400,000
Corindi-Red Rock Sports Association	Growth, Development and Wellbeing in Regional NSW	Stronger Country Communities Fund	\$100,753
Corowa Lamb And Sheep Marketing Centre - Federation	Stronger Primary Industries	Sheep & Goat Trace	\$10,000
Corowa Pastoral Agricultural And Horticultural Society Incorporated	Growth, Development and Wellbeing in Regional NSW	Country Shows Support Package	\$6,099
Corowa Pony Club Incorporated	Growth, Development and Wellbeing in Regional NSW	Stronger Country Communities Fund	\$130,388
Corowa Rutherglen Football Club Incorporated	Growth, Development and Wellbeing in Regional NSW	Stronger Country Communities Fund	\$292,544
Corowa Whisky and Chocolate Pty Ltd	Growth, Development and Wellbeing in Regional NSW	Regional Jobs Creation Fund	\$150,000
Corporate2Community	Growth, Development and Wellbeing in Regional NSW	Bushfire Local Economic Recovery Package	\$198,600
Country Womens Association of NSW	Growth, Development and Wellbeing in Regional NSW	Stronger Country Communities Fund	\$71,652

Cowra and District Aero Club Incorporated	Growth, Development and Wellbeing in Regional NSW	Stronger Country Communities Fund	\$97,646
Cowra Information And Neighbourhood Centre	Growth, Development and Wellbeing in Regional NSW	Stronger Country Communities Fund	\$92,000
Cowra Saleyards	Stronger Primary Industries	Sheep & Goat Trace	\$8,000
Cowra Tennis Club Co-Operative Limited	Growth, Development and Wellbeing in Regional NSW	Stronger Country Communities Fund	\$57,001
Creative Community Concepts	Growth, Development and Wellbeing in Regional NSW	Minister Regional Youth Discretionary	\$3,891
Creative Community Concepts	Growth, Development and Wellbeing in Regional NSW	Office for Regional Youth	\$6,672
Crescent Head Country Club Limited	Growth, Development and Wellbeing in Regional NSW	Stronger Country Communities Fund	\$101,209
Cricket NSW	Growth, Development and Wellbeing in Regional NSW	Regional Events Acceleration Fund	\$96,000
Crooked River Winery Pty Ltd	Growth, Development and Wellbeing in Regional NSW	Regional Events Acceleration Fund	\$174,000
Crookwell & District Ladies Dog Sports Club	Growth, Development and Wellbeing in Regional NSW	Stronger Country Communities Fund	\$53,288
Crookwell District Tennis Association	Growth, Development and Wellbeing in Regional NSW	Stronger Country Communities Fund	\$77,026
Cudal Community Children's Centre	Growth, Development and Wellbeing in Regional NSW	Stronger Country Communities Fund	\$70,554
Cudal Cricket Club	Growth, Development and Wellbeing in Regional NSW	Deputy Premier's Grants	\$9,500
Cudgen Headland Surf Life Saving Club	Growth, Development and Wellbeing in Regional NSW	Deputy Premier's Grants	\$20,000
Cudgen Red Earth Brewing Pty Ltd	Growth, Development and Wellbeing in Regional NSW	Regional Jobs Creation Fund	\$112,000
Culburra Soccer Club Incorporated	Growth, Development and Wellbeing in Regional NSW	Stronger Country Communities Fund	\$69,303
Cumnock Show Society Incorporated	Growth, Development and Wellbeing in Regional NSW	Deputy Premier's Grants	\$8,000
Cumulus Visual Effects Pty Ltd	Growth, Development and Wellbeing in Regional NSW	Regional Jobs Creation Fund	\$300,000
Cumulus Visual Effects Pty Ltd	Growth, Development and Wellbeing in Regional NSW	Regional Skills Relocation Grant	\$12,793
Currabubula Pony Club Incorporated	Growth, Development and Wellbeing in Regional NSW	Stronger Country Communities Fund	\$22,300
Currumbin Wildlife Sanctuary	Growth, Development and Wellbeing in Regional NSW	Office of the Cross Border Commissioner	\$43,222
Cycle Tumbarumba Incorporated	Growth, Development and Wellbeing in Regional NSW	Stronger Country Communities Fund	\$44,826
D.L Schilg & J.D Schilg & K.J Schilg & L.M Schilg & N.L Schilg & S.J Schilg	Stronger Primary Industries	Policy and Programs	\$300
D.W. & J.A. Fleming	Growth, Development and Wellbeing in Regional NSW	Primary Industry Support Package - Flood	\$10,000
Dairy Group Australia Pty Ltd	Growth, Development and Wellbeing in Regional NSW	Regional Jobs Creation Fund	\$180,000
Dairy NSW Limited	Growth, Development and Wellbeing in Regional NSW	Flood Industry Recovery Package	\$1,159,410
Darkinjung Local Aboriginal Land Co	Growth, Development and Wellbeing in Regional NSW	Business Case Strategy Development	\$358,756
Darkinjung Local Aboriginal Land Co	Growth, Development and Wellbeing in Regional NSW	Regional Tourism Activation Fund	\$325,000
Darul Ulum Sydney Incorporated	Growth, Development and Wellbeing in Regional NSW	My Community Project	\$15,730
David Paul Harris	Stronger Primary Industries	Habitat Rehabilitation	\$5,763
Deepwater & Districts Community Centre	Growth, Development and Wellbeing in Regional NSW	Stronger Country Communities Fund	\$108,046

Deepwater Dragon Boat Club	Growth, Development and Wellbeing in Regional NSW	Deputy Premier's Grants	\$10,000
Delegate Progress Association Incorporated	Growth, Development and Wellbeing in Regional NSW	Bushfire Local Economic Recovery Package	\$515,066
Delhuntie Park Youth Care & Lifestyle Centre Incorporated	Growth, Development and Wellbeing in Regional NSW	Stronger Country Communities Fund	\$25,232
Deni Play On The Plains Festival Limited	Growth, Development and Wellbeing in Regional NSW	Regional Events Acceleration Fund	\$168,713
Deni Play On The Plains Festival Limited	Growth, Development and Wellbeing in Regional NSW	Regional Tourism Activation Fund	\$45,932
Deniliquin District Cricket Association	Growth, Development and Wellbeing in Regional NSW	Stronger Country Communities Fund	\$316,800
Deniliquin Rams Football & Netball	Growth, Development and Wellbeing in Regional NSW	Stronger Country Communities Fund	\$77,000
Denman & District Men's Shed Incorporated.	Growth, Development and Wellbeing in Regional NSW	Deputy Premier's Grants	\$32,704
Desert Pea Media Association	Growth, Development and Wellbeing in Regional NSW	Regional Youth Investment Program	\$440,365
Destination Country & Outback NSW Limited	Growth, Development and Wellbeing in Regional NSW	Orana Far West	\$10,000
Destination North Coast Limited	Growth, Development and Wellbeing in Regional NSW	Business Case Strategy Development	\$168,200
Destination Riverina Murray Limited	Growth, Development and Wellbeing in Regional NSW	Business Case Strategy Development	\$84,670
Destination Southern NSW Limited	Growth, Development and Wellbeing in Regional NSW	Bushfire Local Economic Recovery Package	\$216,000
Destination Sydney Surrounds South Limited	Growth, Development and Wellbeing in Regional NSW	Bushfire Local Economic Recovery Package	\$298,507
Destination Sydney Surrounds South Limited	Growth, Development and Wellbeing in Regional NSW	Business Case Strategy Development	\$151,851
Diocese of Lismore Catholic Schools Limited	Growth, Development and Wellbeing in Regional NSW	Stimulus Children Young People Wellbeing	\$9,155
Diocese of Maitland-Newcastle	Growth, Development and Wellbeing in Regional NSW	Country Shows Support Package	\$3,600
Diocese of Maitland-Newcastle	Growth, Development and Wellbeing in Regional NSW	Stimulus Children Young People Wellbeing	\$24,260
Diocese of Wagga Wagga Atf Sacred Hearts School	Growth, Development and Wellbeing in Regional NSW	Stimulus Children Young People Wellbeing	\$7,840
Domestic Animal Birth Control	Stronger Primary Industries	Animal Welfare Policy	\$3,000
Domestic Violence NSW Service Management	Growth, Development and Wellbeing in Regional NSW	Aboriginal infrastructure projects	\$12,000
Dorrigo & Guy Fawkes Agricultural Association Incorporated	Growth, Development and Wellbeing in Regional NSW	Country Shows Support Package	\$29,890
Douglas Alan Golding	Growth, Development and Wellbeing in Regional NSW	Primary Industry Support Package - Flood	\$10,000
Down The Track	Growth, Development and Wellbeing in Regional NSW	Stronger Country Communities Fund	\$72,000
Dreampath Recruitment Pty Ltd	Growth, Development and Wellbeing in Regional NSW	Regional Jobs Creation Fund	\$242,372
Drill Hall Theatre Company Incorporated	Growth, Development and Wellbeing in Regional NSW	Stronger Country Communities Fund	\$75,590
Drop In And Take off Incorporated	Growth, Development and Wellbeing in Regional NSW	Office for Regional Youth	\$7,000
Drop In And Take off Incorporated	Growth, Development and Wellbeing in Regional NSW	Stimulus Children Young People Wellbeing	\$24,311
Dubbo Junior Australian Football Club	Growth, Development and Wellbeing in Regional NSW	Stronger Country Communities Fund	\$221,582
Dudley Redhead United Seniors Soccer	Growth, Development and Wellbeing in Regional NSW	Stronger Country Communities Fund	\$297,415

Duncan's Holdings Limited	Growth, Development and Wellbeing in Regional NSW	Primary Industry Support Package - Flood	\$141,510
Dunedoo Saleyards - Milling Stuart Pty Ltd	Stronger Primary Industries	Sheep & Goat Trace	\$5,000
Dungog Community Radio Incorporated	Growth, Development and Wellbeing in Regional NSW	Deputy Premier's Grants	\$18,000
Dungog Community Radio Incorporated	Growth, Development and Wellbeing in Regional NSW	Stronger Country Communities Fund	\$99,324
Each	Growth, Development and Wellbeing in Regional NSW	Office for Regional Youth	\$17,999
Each	Growth, Development and Wellbeing in Regional NSW	Stimulus Children Young People Wellbeing	\$13,392
Early Links Inclusion Support Service	Growth, Development and Wellbeing in Regional NSW	Office for Regional Youth	\$7,000
Early Links Inclusion Support Service	Growth, Development and Wellbeing in Regional NSW	Stimulus Children Young People Wellbeing	\$36,079
Eastcoast Beverages	Growth, Development and Wellbeing in Regional NSW	Regional Jobs Creation Fund	\$216,000
Eastern Riverina Arts	Growth, Development and Wellbeing in Regional NSW	Business Case Strategy Development	\$50,000
Eastern Riverina Arts	Growth, Development and Wellbeing in Regional NSW	Stronger Country Communities Fund	\$325,258
Eastlake Youth Centre Incorporated	Growth, Development and Wellbeing in Regional NSW	Office for Regional Youth	\$14,000
Ecotech Minerals Pty Ltd	Mineral and petroleum industries generating prosperity safely	Critical Minerals Activation Fund	\$181,700
Ecrotek Australia Pty Ltd	Growth, Development and Wellbeing in Regional NSW	Regional Jobs Creation Fund	\$110,200
Ectarc	Growth, Development and Wellbeing in Regional NSW	Stimulus Children Young People Wellbeing	\$10,000
Ed.U.Play Illawarra Pty Ltd	Growth, Development and Wellbeing in Regional NSW	Stimulus Children Young People Wellbeing	\$30,000
Eden Community Access Centre Incorporated	Growth, Development and Wellbeing in Regional NSW	S&F Children Young People Wellbeing	\$32,400
Eden Killer Whale Museum Management	Growth, Development and Wellbeing in Regional NSW	Office for Regional Youth	\$1,014
Eden Marine High School P&C Association	Growth, Development and Wellbeing in Regional NSW	Flood Regional Youth Community Coordination	\$70,000
Edenvale Foods Pty Ltd	Growth, Development and Wellbeing in Regional NSW	Regional Jobs Creation Fund	\$121,500
Edgeworth Memorial Neighbourhood Centre Incorporated	Growth, Development and Wellbeing in Regional NSW	Regional Youth Investment Program	\$93,414
Edwards Robert Allan & Jillian Maree	Stronger Primary Industries	Policy and Programs	\$300
EJ Waddell & TC Waddell	Stronger Primary Industries	Habitat Rehabilitation	\$13,860
Elite Energy Pty Ltd	Growth, Development and Wellbeing in Regional NSW	Regional Events Acceleration Fund	\$30,000
Elluc Projects Australia Pty Ltd	Growth, Development and Wellbeing in Regional NSW	Regional Jobs Creation Fund	\$91,875
Emmanuel Anglican College	Stronger Primary Industries	Recreational Trust Programs	\$2,300
Emmaville Pony Club Incorporated	Growth, Development and Wellbeing in Regional NSW	Office for Regional Youth	\$6,975
Emmaville Pony Club Incorporated	Growth, Development and Wellbeing in Regional NSW	Stimulus Children Young People Wellbeing	\$10,000
Empower Me Program Incorporated	Growth, Development and Wellbeing in Regional NSW	Stimulus Children Young People Wellbeing	\$10,000
Emus Rugby Club Limited	Growth, Development and Wellbeing in Regional NSW	Stronger Country Communities Fund	\$144,120

Endeavour Industries Goulburn Incorporated	Growth, Development and Wellbeing in Regional NSW	Stronger Country Communities Fund	\$81,000
Essence Group Pty Ltd	Growth, Development and Wellbeing in Regional NSW	Regional Jobs Creation Fund	\$1,561,000
Eversons Wholesalers	Stronger Primary Industries	Sheep & Goat Trace	\$10,000
Exeter Village Association	Growth, Development and Wellbeing in Regional NSW	Stronger Country Communities Fund	\$22,495
Expertise Events Pty Ltd	Growth, Development and Wellbeing in Regional NSW	Regional Events Acceleration Fund	\$155,000
F. Stop Workshop	Growth, Development and Wellbeing in Regional NSW	Stimulus Children Young People Wellbeing	\$39,997
Family Centre Australia Limited	Growth, Development and Wellbeing in Regional NSW	Deputy Premier's Grants	\$20,000
Far North Coast Hockey Incorporated	Growth, Development and Wellbeing in Regional NSW	Stronger Country Communities Fund	\$212,448
Far South Coast Gourmet Food Trail	Growth, Development and Wellbeing in Regional NSW	Bushfire Local Economic Recovery Package	\$189,000
Fearless Fox Training Limited	Growth, Development and Wellbeing in Regional NSW	S&F Children Young People Wellbeing	\$34,940
Fernleigh Farm Pty Ltd	Stronger Primary Industries	Habitat Rehabilitation	\$12,000
Festival of Bells Steering Committee	Growth, Development and Wellbeing in Regional NSW	Deputy Premier's Grants	\$20,000
Fighter World Incorporated	Growth, Development and Wellbeing in Regional NSW	Regional Tourism Activation Fund	\$52,500
Findon Public Recreation	Growth, Development and Wellbeing in Regional NSW	Stronger Country Communities Fund	\$70,536
Fiona Gai Peters	Stronger Primary Industries	Policy and Programs	\$300
First Steps Count Incorporated	Growth, Development and Wellbeing in Regional NSW	S&F Children Young People Wellbeing	\$28,000
First Steps Count Incorporated	Growth, Development and Wellbeing in Regional NSW	Stronger Country Communities Fund	\$43,907
Fisheries Research & Development Corporation	Stronger Primary Industries	Recreational Fishing Research	\$60,000
Fitness For Purpose	Growth, Development and Wellbeing in Regional NSW	S&F Children Young People Wellbeing	\$10,000
Fitness For Purpose	Growth, Development and Wellbeing in Regional NSW	Stimulus Children Young People Wellbeing	\$40,000
Flagstaff Print & Mail	Growth, Development and Wellbeing in Regional NSW	Office for Regional Youth	\$6,000
Fletcher International Exports Pty Ltd	Stronger Primary Industries	Sheep & Goat Trace	\$15,000
Flinders University	Stronger Primary Industries	Fisheries Monitoring	\$81,667
Flip Screen Australia Pty Ltd	Growth, Development and Wellbeing in Regional NSW	Regional Jobs Creation Fund	\$1,992,000
Flying Fruit Fly Circus	Growth, Development and Wellbeing in Regional NSW	Regional Events Acceleration Fund	\$30,000
Flying Fruit Fly Circus	Growth, Development and Wellbeing in Regional NSW	Stronger Country Communities Fund	\$12,000
Football Mid North Coast	Growth, Development and Wellbeing in Regional NSW	Stronger Country Communities Fund	\$175,739
Forbes & District Soccer Club Incorporated	Growth, Development and Wellbeing in Regional NSW	Stimulus Children Young People Wellbeing	\$9,000
Forbes & District Soccer Club Incorporated	Growth, Development and Wellbeing in Regional NSW	Stronger Country Communities Fund	\$11,288
Forbes & District Tennis Club Incorporated	Growth, Development and Wellbeing in Regional NSW	Stronger Country Communities Fund	\$121,305
Forbes Arts Society	Growth, Development and Wellbeing in Regional NSW	Regional Tourism Activation Fund	\$243,320
Forbes Child Care Centre	Growth, Development and Wellbeing in Regional NSW	Stimulus Children Young People Wellbeing	\$5,670

Forbes High School P&C Association	Growth, Development and Wellbeing in Regional NSW	Stimulus Children Young People Wellbeing	\$7,261
Forbes Jockey Club Incorporated	Growth, Development and Wellbeing in Regional NSW	Stronger Country Communities Fund	\$111,200
Forbes Rugby Union Club Incorporated	Growth, Development and Wellbeing in Regional NSW	Stronger Country Communities Fund	\$66,000
Forest Enterprises Development & Consulting Pty Ltd	Growth, Development and Wellbeing in Regional NSW	Bushfire Industry Recovery Package	\$205,032
Forestworks Limited	Growth, Development and Wellbeing in Regional NSW	Bushfire Local Economic Recovery Package	\$1,154,876
Forster Neighbourhood Centre Incorporated	Growth, Development and Wellbeing in Regional NSW	Stimulus Children Young People Wellbeing	\$40,000
Forster Neighbourhood Centre Incorporated	Growth, Development and Wellbeing in Regional NSW	Stronger Country Communities Fund	\$116,044
Forster Surf Lifesaving Club Incorporated	Growth, Development and Wellbeing in Regional NSW	Stronger Country Communities Fund	\$83,084
Forster-Tuncurry Golf Club Limited	Growth, Development and Wellbeing in Regional NSW	Stronger Country Communities Fund	\$65,040
Fort Worth Academy of Fine Arts	Growth, Development and Wellbeing in Regional NSW	Deputy Premier's Grants	\$66,000
Four Winds Festival	Growth, Development and Wellbeing in Regional NSW	Bushfire Local Economic Recovery Package	\$168,159
Four Winds Festival	Growth, Development and Wellbeing in Regional NSW	Regional Events Acceleration Fund	\$14,098
Francis Gregory Hannigan	Growth, Development and Wellbeing in Regional NSW	Primary Industry Support Package - Flood	\$9,000
Friends of St Stephens Bylong Incorporated	Growth, Development and Wellbeing in Regional NSW	Deputy Premier's Grants	\$28,980
Friends of The Schoolmasters House	Stronger Primary Industries	Habitat Rehabilitation	\$400
Fumage Pty Ltd	Growth, Development and Wellbeing in Regional NSW	Regional Jobs Creation Fund	\$250,000
Fumage Pty Ltd	Growth, Development and Wellbeing in Regional NSW	Regional Jobs Creation Fund	\$150,000
Future Food Systems Ltd	Stronger Primary Industries	Plant Systems	\$23,438
G.A Murray & M.B Murray	Stronger Primary Industries	Habitat Rehabilitation	\$15,629
Gadhungal Murring Pty Ltd	Growth, Development and Wellbeing in Regional NSW	Flood Regional Youth Community Coordination	\$10,000
Ganmain Anglers Club	Stronger Primary Industries	Habitat Rehabilitation	\$3,400
Garden Suburb Junior Soccer Club Incorporated	Growth, Development and Wellbeing in Regional NSW	Stronger Country Communities Fund	\$291,952
Georges Riverkeeper	Stronger Primary Industries	Habitat Rehabilitation	\$2,200
Ghfc P/L	Growth, Development and Wellbeing in Regional NSW	Stimulus Children Young People Wellbeing	\$4,098
Ghosn Consulting Services Pty Ltd	Stronger Primary Industries	Recreational Trust Programs	\$81,000
Gig Big Pty Ltd	Growth, Development and Wellbeing in Regional NSW	Regional Events Acceleration Fund	\$40,000
Girl Guides Association (New South Wales)	Growth, Development and Wellbeing in Regional NSW	Stronger Country Communities Fund	\$106,752
Girl Guides Association (New South Wales)	Stronger Primary Industries	State Recreational Education	\$1,450
Give Them A Chance	Growth, Development and Wellbeing in Regional NSW	Office for Regional Youth	\$7,000
Glen Innes Council Saleyards	Stronger Primary Industries	Sheep & Goat Trace	\$5,000
Glen Innes Local Aboriginal Land Co	Growth, Development and Wellbeing in Regional NSW	Business Case Strategy Development	\$179,200
Glen Innes Local Aboriginal Land Co	Growth, Development and Wellbeing in Regional NSW	Flood Community Infrastructure Repair Pa	\$360,000
Glen Innes Mineral and Gem Club Incorporated	Growth, Development and Wellbeing in Regional NSW	Deputy Premier's Grants	\$2,000

Glen Innes Pistol Club Incorporated	Growth, Development and Wellbeing in Regional NSW	Deputy Premier's Grants	\$4,950
Glen Innes Pottery Club Incorporated	Growth, Development and Wellbeing in Regional NSW	Office for Regional Youth	\$12,280
Glen Innes Show Society Incorporated	Growth, Development and Wellbeing in Regional NSW	Deputy Premier's Grants	\$5,000
Glen Innes Tennis Club	Growth, Development and Wellbeing in Regional NSW	Stronger Country Communities Fund	\$204,999
Glenrac Incorporated	Growth, Development and Wellbeing in Regional NSW	Office for Regional Youth	\$4,427
Glenrac Incorporated	Growth, Development and Wellbeing in Regional NSW	S&F Children Young People Wellbeing	\$17,820
Glenreagh Heartstart	Growth, Development and Wellbeing in Regional NSW	Stimulus Children Young People Wellbeing	\$10,000
Glenreagh Public Recreation Reserve	Growth, Development and Wellbeing in Regional NSW	Stronger Country Communities Fund	\$37,209
Glenworth Valley Leisure Pty Ltd	Growth, Development and Wellbeing in Regional NSW	Regional Events Acceleration Fund	\$69,120
Gloucester Broadcasters Association of Australia	Growth, Development and Wellbeing in Regional NSW	Deputy Premier's Grants	\$7,710
Gloucester Chamber of Commerce	Growth, Development and Wellbeing in Regional NSW	Deputy Premier's Grants	\$35,000
Gloucester Worimi First Peoples Aboriginal Corporation	Growth, Development and Wellbeing in Regional NSW	Business Case Strategy Development	\$520,240
Goanna Services Pty Ltd	Growth, Development and Wellbeing in Regional NSW	Regional Jobs Creation Fund	\$148,140
Goolgowi Ex-Servicemen's Memorial	Growth, Development and Wellbeing in Regional NSW	Stronger Country Communities Fund	\$246,116
Gooloogong Log Cabin Incorporated	Growth, Development and Wellbeing in Regional NSW	Stronger Country Communities Fund	\$29,390
Gosford Regional Community Services	Growth, Development and Wellbeing in Regional NSW	Office for Regional Youth	\$9,050
Gosford Sailing Club Limited	Growth, Development and Wellbeing in Regional NSW	Stronger Country Communities Fund	\$185,462
Goulburn Golf Club Limited	Growth, Development and Wellbeing in Regional NSW	Stronger Country Communities Fund	\$60,879
Goulburn Hockey Incorporated	Growth, Development and Wellbeing in Regional NSW	Stronger Country Communities Fund	\$82,244
Gowrie NSW	Growth, Development and Wellbeing in Regional NSW	Deputy Premier's Grants	\$25,000
Grafton Ngerrie Local Aboriginal	Growth, Development and Wellbeing in Regional NSW	Business Case Strategy Development	\$137,500
Grainforce Pty Ltd	Growth, Development and Wellbeing in Regional NSW	Regional Jobs Creation Fund	\$120,000
Grainline	Growth, Development and Wellbeing in Regional NSW	Regional Jobs Creation Fund	\$187,500
Grainline	Growth, Development and Wellbeing in Regional NSW	Regional Jobs Creation Fund	\$187,500
Grand Pacific Health Limited	Growth, Development and Wellbeing in Regional NSW	Regional Youth Investment Program	\$211,687
Granite Borders Landcare Committee Incorporated	Growth, Development and Wellbeing in Regional NSW	Bushfire Local Economic Recovery Package	\$132,000
Gravesend Pony Club Incorporated	Growth, Development and Wellbeing in Regional NSW	Office for Regional Youth	\$7,000
Great Eastern Ranges Limited	Growth, Development and Wellbeing in Regional NSW	Bushfire Local Economic Recovery Package	\$500,000
Great Lakes Netball Association Incorporated	Growth, Development and Wellbeing in Regional NSW	Stronger Country Communities Fund	\$221,768
Greatcell Australia Pty Ltd	Growth, Development and Wellbeing in Regional NSW	Regional Skills Relocation Grant	\$4,319

Green Heroes Limited	Growth, Development and Wellbeing in Regional NSW	Deputy Premier's Grants	\$14,520
Green Heroes Limited	Growth, Development and Wellbeing in Regional NSW	Office for Regional Youth	\$7,000
Green Point-Terrigal Community	Growth, Development and Wellbeing in Regional NSW	Deputy Premier's Grants	\$3,500
Green Point-Terrigal Community	Growth, Development and Wellbeing in Regional NSW	Stronger Country Communities Fund	\$84,340
Greenwell's Fly Fishing Club Incorporated	Stronger Primary Industries	Recreational Trust Programs	\$2,750
Gregory B & Christina M Hunt	Stronger Primary Industries	Policy and Programs	\$100
Grenfell Country Club Limited	Growth, Development and Wellbeing in Regional NSW	Stronger Country Communities Fund	\$60,429
Grenfell Dramatic Society Incorporated	Growth, Development and Wellbeing in Regional NSW	Stronger Country Communities Fund	\$51,654
Grenfell Pah & I Association Incorporated	Growth, Development and Wellbeing in Regional NSW	Country Shows Support Package	\$30,000
Griffith Aboriginal Medical Service	Growth, Development and Wellbeing in Regional NSW	Business Case Strategy Development	\$96,136
Griffith Aboriginal Medical Service	Growth, Development and Wellbeing in Regional NSW	Office for Regional Youth	\$21,722
Griffith Aero Club Incorporated	Growth, Development and Wellbeing in Regional NSW	Stronger Country Communities Fund	\$150,226
Griffith Tennis Club Incorporated	Growth, Development and Wellbeing in Regional NSW	Stronger Country Communities Fund	\$62,300
Grove Estate Wines P/L	Growth, Development and Wellbeing in Regional NSW	Regional Jobs Creation Fund	\$40,000
Grow Grenfell Group Incorporated	Growth, Development and Wellbeing in Regional NSW	Stronger Country Communities Fund	\$68,852
Gubbins Pulbrook Frame & Truss Pty Ltd	Growth, Development and Wellbeing in Regional NSW	Regional Jobs Creation Fund	\$210,000
Gumaraa Aboriginal Experience Pty Ltd	Growth, Development and Wellbeing in Regional NSW	Stimulus Children Young People Wellbeing	\$38,720
Gundagai Historical Museum Incorporated	Growth, Development and Wellbeing in Regional NSW	Stronger Country Communities Fund	\$60,000
Gundagai Men's Shed Incorporated	Growth, Development and Wellbeing in Regional NSW	Stronger Country Communities Fund	\$82,924
Gundaroo Park Land Manager	Growth, Development and Wellbeing in Regional NSW	Stronger Country Communities Fund	\$11,145
Gunida Gunyah Aboriginal Corporation	Growth, Development and Wellbeing in Regional NSW	Business Case Strategy Development	\$26,537
Gunnalong Grazing Partnership	Stronger Primary Industries	Habitat Rehabilitation	\$21,000
Gunnedah Rugby Club Limited	Growth, Development and Wellbeing in Regional NSW	Stronger Country Communities Fund	\$67,368
Gunnedah Services & Bowling Club	Growth, Development and Wellbeing in Regional NSW	Stronger Country Communities Fund	\$39,700
Gunnedah Tennis Club Incorporated	Growth, Development and Wellbeing in Regional NSW	Stronger Country Communities Fund	\$13,694
Gunnedah Urban Landcare Group	Growth, Development and Wellbeing in Regional NSW	Stronger Country Communities Fund	\$88,535
Gunning District Association Incorporated	Growth, Development and Wellbeing in Regional NSW	Stronger Country Communities Fund	\$279,983
Gunning District Landcare Incorporated	Growth, Development and Wellbeing in Regional NSW	Stronger Country Communities Fund	\$98,881
Guyra & Community Progress Association	Growth, Development and Wellbeing in Regional NSW	Office for Regional Youth	\$7,000
Guyra & Community Progress Association	Growth, Development and Wellbeing in Regional NSW	Stronger Country Communities Fund	\$63,106
Guyra Anglers Club Incorporated	Stronger Primary Industries	State Recreational Education	\$2,000
Guyra District Veterinary Services	Stronger Primary Industries	Policy and Programs	\$230

Guyra Junior Rugby League	Growth, Development and Wellbeing in Regional NSW	Office for Regional Youth	\$14,000
Guyra Junior Rugby League	Growth, Development and Wellbeing in Regional NSW	Stimulus Children Young People Wellbeing	\$10,000
H F Hand Constructors Pty Ltd	Growth, Development and Wellbeing in Regional NSW	Regional Jobs Creation Fund	\$168,000
Haddon Rig Pty Ltd	Stronger Primary Industries	Climate Research	\$85,322
Hanley Family Superannuation Fund	Stronger Primary Industries	Habitat Rehabilitation	\$13,938
Harbison Memorial Retirement Village	Growth, Development and Wellbeing in Regional NSW	Stronger Country Communities Fund	\$71,085
Harden & District Picnic Race Club	Growth, Development and Wellbeing in Regional NSW	Stronger Country Communities Fund	\$65,788
Harden District Bowling Club Limited	Growth, Development and Wellbeing in Regional NSW	Stronger Country Communities Fund	\$40,000
Harold Vickery & Son	Growth, Development and Wellbeing in Regional NSW	Regional Jobs Creation Fund	\$148,467
Harwood Marine	Growth, Development and Wellbeing in Regional NSW	Regional Jobs Creation Fund	\$450,000
Harwood Marine	Growth, Development and Wellbeing in Regional NSW	Regional Jobs Creation Fund	\$600,000
Hastings Landcare Incorporated	Growth, Development and Wellbeing in Regional NSW	Bushfire Local Economic Recovery Package	\$152,750
Hastings Residents Association Incorporated	Growth, Development and Wellbeing in Regional NSW	Stronger Country Communities Fund	\$90,086
Hastings River District Cricket Association	Growth, Development and Wellbeing in Regional NSW	Stronger Country Communities Fund	\$99,900
Hastings Valley Motor Cycle Club Limited	Growth, Development and Wellbeing in Regional NSW	Stronger Country Communities Fund	\$15,000
Hat Head Bowling & Recreation Club	Growth, Development and Wellbeing in Regional NSW	Stronger Country Communities Fund	\$76,733
Hawkes Nest Tea Gardens Progress Association	Growth, Development and Wellbeing in Regional NSW	Stronger Country Communities Fund	\$70,478
Hawkesbury District Agricultural Association	Growth, Development and Wellbeing in Regional NSW	Country Shows Support Package	\$45,000
Hay Hydrotherapy Pool Committee	Growth, Development and Wellbeing in Regional NSW	Stronger Country Communities Fund	\$157,010
Hay Incorporated	Growth, Development and Wellbeing in Regional NSW	Deputy Premier's Grants	\$71,825
Hay Incorporated	Growth, Development and Wellbeing in Regional NSW	Stronger Country Communities Fund	\$56,136
Hay Show Society Incorporated	Growth, Development and Wellbeing in Regional NSW	Country Shows Support Package	\$15,000
Hayden Timbers Pty Ltd	Growth, Development and Wellbeing in Regional NSW	Primary Industry Support Package - Flood	\$150,929
Hazeldean Pty Ltd	Stronger Primary Industries	Policy and Programs	\$100
Headliners Chorus Incorporated	Growth, Development and Wellbeing in Regional NSW	Deputy Premier's Grants	\$20,000
Healing Education	Growth, Development and Wellbeing in Regional NSW	Stimulus Children Young People Wellbeing	\$10,000
Healthy Change Village Pty Ltd	Growth, Development and Wellbeing in Regional NSW	Stimulus Children Young People Wellbeing	\$39,456
Henbury Sport & Recreation Club	Growth, Development and Wellbeing in Regional NSW	Deputy Premier's Grants	\$85,000
Henson Sawmilling Operations Pty Ltd	Growth, Development and Wellbeing in Regional NSW	Primary Industry Support Package - Flood	\$136,015
Heritage Christian School	Growth, Development and Wellbeing in Regional NSW	Stimulus Children Young People Wellbeing	\$10,000
Hicat Pty Ltd	Growth, Development and Wellbeing in Regional NSW	Regional Jobs Creation Fund	\$20,000

Hidrive Group	Growth, Development and Wellbeing in Regional NSW	Regional Jobs Creation Fund	\$106,600
Hillgrove Progress Association Incorporated	Growth, Development and Wellbeing in Regional NSW	Stronger Country Communities Fund	\$226,727
Hillston Billylids Incorporated	Growth, Development and Wellbeing in Regional NSW	Stronger Country Communities Fund	\$91,758
Hilltops Arts Incorporated	Growth, Development and Wellbeing in Regional NSW	Stronger Country Communities Fund	\$88,574
Hockey Coffs Coast Incorporated	Growth, Development and Wellbeing in Regional NSW	Business Case Strategy Development	\$46,296
Holbrook Community Gym Club Incorporated	Growth, Development and Wellbeing in Regional NSW	Stronger Country Communities Fund	\$30,000
Hope & Wish Foundation Pty Ltd	Growth, Development and Wellbeing in Regional NSW	S&F Children Young People Wellbeing	\$40,000
Horizon United Group Pty Ltd	Growth, Development and Wellbeing in Regional NSW	Regional Jobs Creation Fund	\$106,650
Hothouse Theatre Limited	Growth, Development and Wellbeing in Regional NSW	Stronger Country Communities Fund	\$23,870
Human Nature Adventure Therapy Limited	Growth, Development and Wellbeing in Regional NSW	Minister Regional Youth Discretionary	\$7,000
Human Nature Adventure Therapy Limited	Growth, Development and Wellbeing in Regional NSW	Office for Regional Youth	\$7,000
Hume Conservatorium of Music	Growth, Development and Wellbeing in Regional NSW	Office for Regional Youth	\$7,000
Hunter & Central Coast Development	Growth, Development and Wellbeing in Regional NSW	Newcastle Port Community Cont. Fund	\$115,800
Hunter Arts Collective	Growth, Development and Wellbeing in Regional NSW	Flood Regional Youth Community Coordination	\$10,000
Hunter Community Legal Centre Incorporated	Growth, Development and Wellbeing in Regional NSW	Regional Youth Investment Program	\$177,758
Hunter Joint Organisation	Growth, Development and Wellbeing in Regional NSW	Bushfire Local Economic Recovery Package	\$516,886
Hunter Joint Organisation	Growth, Development and Wellbeing in Regional NSW	Business Case Strategy Development	\$1,812,880
Hunter Valley Air Shows Pty Ltd	Growth, Development and Wellbeing in Regional NSW	Regional Events Acceleration Fund	\$154,766
Hunter Valley Wine & Tourism Association	Growth, Development and Wellbeing in Regional NSW	Bushfire Industry Recovery Package	\$117,150
Hunter Valley Wine & Tourism Association	Growth, Development and Wellbeing in Regional NSW	Bushfire Local Economic Recovery Package	\$540,000
Hurford Hardwood Australia P/L	Growth, Development and Wellbeing in Regional NSW	Primary Industry Support Package - Flood	\$194,514
Ile pool Pty Ltd	Growth, Development and Wellbeing in Regional NSW	Primary Industry Support Package - Flood	\$9,000
Illabo Parents & Citizens Association	Growth, Development and Wellbeing in Regional NSW	Stronger Country Communities Fund	\$59,772
Illawarra Shoalhaven Joint Organisation	Growth, Development and Wellbeing in Regional NSW	Business Case Strategy Development	\$136,000
Illawarra Women's Health Centre	Growth, Development and Wellbeing in Regional NSW	Stimulus Children Young People Wellbeing	\$39,922
Iluka Emporium Incorporated	Growth, Development and Wellbeing in Regional NSW	Stronger Country Communities Fund	\$86,219
In One Accord Incorporated	Growth, Development and Wellbeing in Regional NSW	Stimulus Children Young People Wellbeing	\$3,000
Inasmuch Community Limited	Growth, Development and Wellbeing in Regional NSW	Stronger Country Communities Fund	\$47,347
Indigenous Futures Foundation Limited	Growth, Development and Wellbeing in Regional NSW	Office for Regional Youth	\$7,000
Indigenous Futures Foundation Limited	Growth, Development and Wellbeing in Regional NSW	Stronger Country Communities Fund	\$7,000

Inland Waterway Rejuvenation Australia	Stronger Primary Industries	Habitat Rehabilitation	\$20,000
Inquik Pty Ltd	Growth, Development and Wellbeing in Regional NSW	Regional Jobs Creation Fund	\$300,000
International Copper Association	Mineral and petroleum industries generating prosperity safely	Critical Minerals Activation Fund	\$185,000
Iris Foundation Australia Limited	Growth, Development and Wellbeing in Regional NSW	Stimulus Children Young People Wellbeing	\$36,800
Ironbox Pty Ltd	Growth, Development and Wellbeing in Regional NSW	Regional Jobs Creation Fund	\$90,000
Ironwood Taree Pty Ltd	Growth, Development and Wellbeing in Regional NSW	Primary Industry Support Package - Flood	\$5,565
J. Notaras & Sons Pty Ltd	Growth, Development and Wellbeing in Regional NSW	Bushfire Industry Recovery Package	\$4,353
J. Notaras & Sons Pty Ltd	Growth, Development and Wellbeing in Regional NSW	Primary Industry Support Package - Flood	\$3,855
Jaanyмили Bawrrungga Incorporated	Growth, Development and Wellbeing in Regional NSW	Office for Regional Youth	\$7,000
Jamberoo Action Park	Growth, Development and Wellbeing in Regional NSW	Regional Jobs Creation Fund	\$420,000
Jana Ngalee Local Aboriginal Land	Growth, Development and Wellbeing in Regional NSW	Office for Regional Youth	\$22,000
Jana Ngalee Local Aboriginal Land	Growth, Development and Wellbeing in Regional NSW	Stimulus Children Young People Wellbeing	\$35,897
Jana Ngalee Local Aboriginal Land	Growth, Development and Wellbeing in Regional NSW	Stronger Country Communities Fund	\$109,434
Jarma Super Pty Ltd	Stronger Primary Industries	Habitat Rehabilitation	\$10,629
Jerilderie Fishing Club	Growth, Development and Wellbeing in Regional NSW	Stimulus Children Young People Wellbeing	\$1,900
Jerilderie Fishing Club	Stronger Primary Industries	State Recreational Education	\$2,000
Jerilderie Sports Club	Growth, Development and Wellbeing in Regional NSW	Stimulus Children Young People Wellbeing	\$10,081
Jerrawa Show Society	Growth, Development and Wellbeing in Regional NSW	Country Shows Support Package	\$13,200
Jervis Bay Maritime Museum	Growth, Development and Wellbeing in Regional NSW	Regional Tourism Activation Fund	\$347,592
Jervois Global Limited	Mineral and petroleum industries generating prosperity safely	Critical Minerals Activation Fund	\$250,000
Jim-Dandy Co. Pty Ltd	Growth, Development and Wellbeing in Regional NSW	Regional Events Acceleration Fund	\$200,000
Jindera Netball Club	Growth, Development and Wellbeing in Regional NSW	Stronger Country Communities Fund	\$156,642
Joblink Plus Limited	Growth, Development and Wellbeing in Regional NSW	Office for Regional Youth	\$10,934
Joey's Pouch Early Years Education Centre	Growth, Development and Wellbeing in Regional NSW	Stimulus Children Young People Wellbeing	\$9,600
Jopuka Productions Incorporated	Growth, Development and Wellbeing in Regional NSW	Stimulus Children Young People Wellbeing	\$35,250
Jumbunna Community Pre-School & Early Intervention Centre Incorporated	Growth, Development and Wellbeing in Regional NSW	Bushfire Local Economic Recovery Package	\$1,141,265
Junction Support Services Limited	Growth, Development and Wellbeing in Regional NSW	Regional Youth Investment Program	\$292,037
June Harness Racing Club Incorporated	Growth, Development and Wellbeing in Regional NSW	Stronger Country Communities Fund	\$78,355
June Licorice & Chocolate Factory	Growth, Development and Wellbeing in Regional NSW	Regional Jobs Creation Fund	\$224,000
Kao Kreative Pty Ltd	Growth, Development and Wellbeing in Regional NSW	Regional Events Acceleration Fund	\$106,628

Keldaniel Pty Ltd	Growth, Development and Wellbeing in Regional NSW	Regional Jobs Creation Fund	\$30,000
Kempsey Macleay Dragon Boat Club Incorporated	Growth, Development and Wellbeing in Regional NSW	Stronger Country Communities Fund	\$110,000
Kempsey Neighbourhood Centre Incorporated	Growth, Development and Wellbeing in Regional NSW	Stronger Country Communities Fund	\$20,000
Kempsey Tennis Club Incorporated	Growth, Development and Wellbeing in Regional NSW	Stronger Country Communities Fund	\$160,453
Kennedy, Shane Michael	Growth, Development and Wellbeing in Regional NSW	S&F Children Young People Wellbeing	\$34,788
Kennedy, Shane Michael	Growth, Development and Wellbeing in Regional NSW	Stimulus Children Young People Wellbeing	\$39,400
Kerry Louise Perkins	Stronger Primary Industries	Habitat Rehabilitation	\$400
Khancoban Angling Club Incorporated	Stronger Primary Industries	Recreational Trust Programs	\$8,900
Khancoban United Volunteers Association Incorporated	Growth, Development and Wellbeing in Regional NSW	Stronger Country Communities Fund	\$10,333
Kiama Rugby Union Club Incorporated	Growth, Development and Wellbeing in Regional NSW	Regional Events Acceleration Fund	\$12,081
Kincora Copper Australia P/L	Mineral and petroleum industries generating prosperity safely	Projects & Acquisitions Administration	\$58,132
Kingston Resources Limited	Mineral and petroleum industries generating prosperity safely	Critical Minerals Activation Fund	\$250,000
Kinumber & District Neighbourhood	Growth, Development and Wellbeing in Regional NSW	Office for Regional Youth	\$5,110
Kinumber & District Neighbourhood	Growth, Development and Wellbeing in Regional NSW	Stronger Country Communities Fund	\$76,795
Kiola Bawley Point Sport & Recreation Club Incorporated	Growth, Development and Wellbeing in Regional NSW	Stronger Country Communities Fund	\$27,376
Knowledge Management International Development	Growth, Development and Wellbeing in Regional NSW	S&F Children Young People Wellbeing	\$50,000
Komet Networks Pty Ltd	Growth, Development and Wellbeing in Regional NSW	Regional Jobs Creation Fund	\$110,000
Komet Networks Pty Ltd	Growth, Development and Wellbeing in Regional NSW	Regional Jobs Creation Fund	\$60,000
Koorawatha Progress Association Incorporated	Growth, Development and Wellbeing in Regional NSW	Stronger Country Communities Fund	\$176,544
Kootingal & District Pony Club Incorporated	Growth, Development and Wellbeing in Regional NSW	Stronger Country Communities Fund	\$13,400
Krumbled Foods Pty Ltd	Growth, Development and Wellbeing in Regional NSW	Regional Jobs Creation Fund	\$1,040,000
KS Bryant & KW Bryant	Stronger Primary Industries	Habitat Rehabilitation	\$7,688
Kuland Pastoral Pty Ltd	Growth, Development and Wellbeing in Regional NSW	Primary Industry Support Package - Flood	\$10,000
Kurri Kurri Minor Rugby League Incorporated	Growth, Development and Wellbeing in Regional NSW	Stronger Country Communities Fund	\$103,950
Kyalite Fishing & Sporting Club Incorporated	Stronger Primary Industries	State Recreational Education	\$1,570
Kyogle Family Support Service Incorporated	Growth, Development and Wellbeing in Regional NSW	Office for Regional Youth	\$13,739
Kyogle Golf Club Limited	Growth, Development and Wellbeing in Regional NSW	Stronger Country Communities Fund	\$24,619
Kyogle Landcare Group	Stronger Primary Industries	Habitat Rehabilitation	\$11,305
Kyogle Together Incorporated	Growth, Development and Wellbeing in Regional NSW	Office for Regional Youth	\$21,930
Kyogle Together Incorporated	Growth, Development and Wellbeing in Regional NSW	Stronger Country Communities Fund	\$83,200
Kyup! Project Limited	Growth, Development and Wellbeing in Regional NSW	Office for Regional Youth	\$189,056
L.J Coombes & S.J Coombes	Stronger Primary Industries	Policy and Programs	\$300

La Trobe University	Growth, Development and Wellbeing in Regional NSW	Regional Youth Investment Program	\$199,180
Lachlan & Western Regional	Growth, Development and Wellbeing in Regional NSW	Office for Regional Youth	\$8,598
Lachlan & Western Regional	Growth, Development and Wellbeing in Regional NSW	Regional Youth Investment Program	\$172,718
Lachlan & Western Regional	Growth, Development and Wellbeing in Regional NSW	Stimulus Children Young People Wellbeing	\$8,528
Lachlan River Sport & Recreation Club	Growth, Development and Wellbeing in Regional NSW	Stronger Country Communities Fund	\$78,756
Lake Keepit Family Fishing Club	Stronger Primary Industries	Recreational Trust Programs	\$6,000
Lake Macquarie Junior Cricket Club	Growth, Development and Wellbeing in Regional NSW	Stronger Country Communities Fund	\$15,583
Lake Macquarie Suicide, Prevention & Support Network Incorporated	Growth, Development and Wellbeing in Regional NSW	Regional Youth Investment Program	\$263,109
Lake Macquarie Suicide, Prevention & Support Network Incorporated	Growth, Development and Wellbeing in Regional NSW	Stimulus Children Young People Wellbeing	\$24,000
Lake Macquarie Suicide, Prevention & Support Network Incorporated	Growth, Development and Wellbeing in Regional NSW	Stronger Country Communities Fund	\$72,880
Landcare Australia Limited	Stronger Primary Industries	Habitat Rehabilitation	\$23,934
Laurieton Tennis Club Incorporated	Growth, Development and Wellbeing in Regional NSW	Stronger Country Communities Fund	\$16,938
Lavington Anglers Club Incorporated	Stronger Primary Industries	Recreational Trust Programs	\$4,533
Lavington Anglers Club Incorporated	Stronger Primary Industries	State Recreational Education	\$2,000
Lavington Football Club	Growth, Development and Wellbeing in Regional NSW	Stronger Country Communities Fund	\$96,000
Lawrence Golf And Sports Club Incorporated	Growth, Development and Wellbeing in Regional NSW	Stronger Country Communities Fund	\$70,353
Leaderlife Limited	Growth, Development and Wellbeing in Regional NSW	Regional Youth Investment Program	\$270,000
Leaderlife Limited	Growth, Development and Wellbeing in Regional NSW	Stimulus Children Young People Wellbeing	\$10,000
Lee Fabricating Pty Ltd	Growth, Development and Wellbeing in Regional NSW	Regional Jobs Creation Fund	\$94,000
Leeton And District Local Aborigina	Growth, Development and Wellbeing in Regional NSW	Deputy Premier's Grants	\$6,380
Leeton Association of Community-Builders	Growth, Development and Wellbeing in Regional NSW	Stronger Country Communities Fund	\$100,000
Leeton Jockey Club Incorporated	Growth, Development and Wellbeing in Regional NSW	Stronger Country Communities Fund	\$78,000
Leeton Show Society Incorporated	Growth, Development and Wellbeing in Regional NSW	Country Shows Support Package	\$30,000
Leeton Whitton United Australian Football Club	Growth, Development and Wellbeing in Regional NSW	Stronger Country Communities Fund	\$29,892
Legacy Club Services	Growth, Development and Wellbeing in Regional NSW	Deputy Premier's Grants	\$22,000
Lennox Head Rugby Union Club Incorporated	Growth, Development and Wellbeing in Regional NSW	Stronger Country Communities Fund	\$70,048
Lewis Clarke	Stronger Primary Industries	Habitat Rehabilitation	\$5,865
Lfe Community Supports	Growth, Development and Wellbeing in Regional NSW	Stronger Country Communities Fund	\$237,725
Liberty Domestic And Family Violence Specialist Services	Growth, Development and Wellbeing in Regional NSW	Stimulus Children Young People Wellbeing	\$5,760
Lifechanger Foundation Limited	Growth, Development and Wellbeing in Regional NSW	Stimulus Children Young People Wellbeing	\$35,126

Lifeline Direct Limited	Growth, Development and Wellbeing in Regional NSW	My Community Project	\$77,000
Lifeline Direct Limited	Growth, Development and Wellbeing in Regional NSW	Stronger Country Communities Fund	\$266,216
Lightning Ridge Local Aboriginal	Growth, Development and Wellbeing in Regional NSW	Business Case Strategy Development	\$134,950
Lightning Ridge Local Aboriginal	Growth, Development and Wellbeing in Regional NSW	Office for Regional Youth	\$14,939
Lightning Ridge Opal & Fossil Centre	Growth, Development and Wellbeing in Regional NSW	Supporting Local Communities	\$10,000,000
Lintek Pty Ltd	Growth, Development and Wellbeing in Regional NSW	Regional Skills Relocation Grant	\$3,136
Lions Club of Barraba Incorporated	Growth, Development and Wellbeing in Regional NSW	Deputy Premier's Grants	\$10,000
Lions Club of Griffith Incorporated	Growth, Development and Wellbeing in Regional NSW	Stronger Country Communities Fund	\$13,304
Lions Club of Kangaroo Valley Incorporated	Growth, Development and Wellbeing in Regional NSW	Regional Youth Investment Program	\$126,289
Lions Club of Nimmitabel Incorporated	Growth, Development and Wellbeing in Regional NSW	Deputy Premier's Grants	\$5,000
Lions Club of Queanbeyan Incorporated	Growth, Development and Wellbeing in Regional NSW	Deputy Premier's Grants	\$30,000
Lions Club of Tathra Incorporated	Growth, Development and Wellbeing in Regional NSW	Bushfire Local Economic Recovery Package	\$276,975
Lismore Basketball Association Incorporated	Growth, Development and Wellbeing in Regional NSW	Stronger Country Communities Fund	\$36,038
Lismore Speedway	Growth, Development and Wellbeing in Regional NSW	Deputy Premier's Grants	\$50,000
Lite Corp Pty Ltd	Growth, Development and Wellbeing in Regional NSW	Regional Jobs Creation Fund	\$58,826
Lite Corp Pty Ltd	Growth, Development and Wellbeing in Regional NSW	Regional Jobs Creation Fund	\$117,652
Lithgow & District Basketball Association	Growth, Development and Wellbeing in Regional NSW	Stronger Country Communities Fund	\$46,636
Lithgow City Bowling Club Limited	Growth, Development and Wellbeing in Regional NSW	Stronger Country Communities Fund	\$154,090
Lithgow District Car Club Incorporated	Growth, Development and Wellbeing in Regional NSW	Stronger Country Communities Fund	\$154,670
Lithgow District Chamber of Commerce	Growth, Development and Wellbeing in Regional NSW	Bushfire Local Economic Recovery Package	\$377,250
Little Dreamers Australia Co Limited	Growth, Development and Wellbeing in Regional NSW	Regional Youth Investment Program	\$270,760
Little Heroes Swim Academy Limited	Growth, Development and Wellbeing in Regional NSW	My Community Project	\$4,000
Live Life Get Active Pty Ltd	Growth, Development and Wellbeing in Regional NSW	Stronger Country Communities Fund	\$138,419
Local Organising Committee Iaaf World Cross Country Championships Bathurst	Growth, Development and Wellbeing in Regional NSW	Regional Events Acceleration Fund	\$339,738
Lockhart Bowling Club Limited	Growth, Development and Wellbeing in Regional NSW	Stronger Country Communities Fund	\$79,879
Logikal Health Products Pty Ltd	Growth, Development and Wellbeing in Regional NSW	Regional Jobs Creation Fund	\$36,000
Long Jetty Over 50'S Club For Leisure	Growth, Development and Wellbeing in Regional NSW	Deputy Premier's Grants	\$10,000
Loop Organics Pty Ltd	Growth, Development and Wellbeing in Regional NSW	Regional Jobs Creation Fund	\$36,000
Lord Howe Island Board	Growth, Development and Wellbeing in Regional NSW	Business Case Strategy Development	\$300,400

Lord Howe Island Board	Growth, Development and Wellbeing in Regional NSW	Reconnecting RNSW - Community Events Program	\$38,344
Lord Howe Island Board	Growth, Development and Wellbeing in Regional NSW	Stronger Country Communities Fund	\$789,844
Lord Howe Island Bowling Club Incorporated	Growth, Development and Wellbeing in Regional NSW	Stronger Country Communities Fund	\$197,597
Lorn Park Bowls Sports & Recreation	Growth, Development and Wellbeing in Regional NSW	Deputy Premier's Grants	\$8,200
M.A Worsley & P.M Worsley	Stronger Primary Industries	Policy and Programs	\$100
M.B Fernon & V.T Fernon & TTFagape	Growth, Development and Wellbeing in Regional NSW	Regional Jobs Creation Fund	\$40,000
M.C Dowe & T.S Dowe	Stronger Primary Industries	Policy and Programs	\$100
M.R Hickson & K.A Miller	Stronger Primary Industries	Habitat Rehabilitation	\$28,800
Macedonian Orthodox Community Centre	Growth, Development and Wellbeing in Regional NSW	Deputy Premier's Grants	\$50,000
Machin's Sawmill Pty Ltd	Growth, Development and Wellbeing in Regional NSW	Primary Industry Support Package - Flood	\$49,144
Macintyre High School P&C Canteen	Growth, Development and Wellbeing in Regional NSW	Stimulus Children Young People Wellbeing	\$2,805
Macksville Tennis Club Incorporated	Growth, Development and Wellbeing in Regional NSW	Minister Regional Youth Discretionary	\$7,000
Maclean Show Society Limited	Growth, Development and Wellbeing in Regional NSW	Country Shows Support Package	\$29,571
Macleay Options Incorporated	Growth, Development and Wellbeing in Regional NSW	Stimulus Children Young People Wellbeing	\$40,000
Macleay Options Incorporated	Growth, Development and Wellbeing in Regional NSW	Stronger Country Communities Fund	\$6,170
Macleay Valley Mountain Bikers Incorporated	Growth, Development and Wellbeing in Regional NSW	Stronger Country Communities Fund	\$78,419
Macquarie Hotel Cricket Club	Growth, Development and Wellbeing in Regional NSW	Stronger Country Communities Fund	\$91,468
Macquarie University	Stronger Primary Industries	Plant Research	\$80,997
Macquarie University	Stronger Primary Industries	Recreational Trust Programs	\$8,900
Macquarie Wetlands Association Incorporated	Growth, Development and Wellbeing in Regional NSW	Stronger Country Communities Fund	\$155,800
Main Camp Natural Extracts Pty Ltd	Growth, Development and Wellbeing in Regional NSW	Regional Jobs Creation Fund	\$76,500
Main Camp Natural Extracts Pty Ltd	Growth, Development and Wellbeing in Regional NSW	Regional Jobs Creation Fund	\$51,000
Maitland Saleyards - Bowe And Lidbury	Stronger Primary Industries	Sheep & Goat Trace	\$5,000
Make A Difference PMQ Incorporated	Growth, Development and Wellbeing in Regional NSW	Regional Events Acceleration Fund	\$139,000
Make It Tenterfield Incorporated	Growth, Development and Wellbeing in Regional NSW	Stronger Country Communities Fund	\$80,062
Making Tracks Far West NSW Incorporated	Growth, Development and Wellbeing in Regional NSW	Office for Regional Youth	\$22,000
Making Waves Foundation Incorporated	Growth, Development and Wellbeing in Regional NSW	Newcastle Port Community Cont. Fund	\$149,000
Malpas Aquatic Association	Growth, Development and Wellbeing in Regional NSW	Stronger Country Communities Fund	\$68,384
Manic Group Pty Ltd	Stronger Primary Industries	State Recreational Education	\$2,000
Manildra Harwood Sugars	Growth, Development and Wellbeing in Regional NSW	Northern Rivers Flood Recovery Program	\$10,319,394
Manilla Show Society	Growth, Development and Wellbeing in Regional NSW	Deputy Premier's Grants	\$4,000
Manning Point Bowling Club Limited	Growth, Development and Wellbeing in Regional NSW	Stronger Country Communities Fund	\$37,777
Manning River Aero Club Incorporated	Growth, Development and Wellbeing in Regional NSW	Office for Regional Youth	\$6,360

Manning River Agricultural & Horticultural Society Taree Incorporated	Growth, Development and Wellbeing in Regional NSW	Bushfire Local Economic Recovery Package	\$407,880
Many Fabrication & Engineering Pty Ltd	Growth, Development and Wellbeing in Regional NSW	Regional Jobs Creation Fund	\$200,000
Map Event Group Pty Ltd	Growth, Development and Wellbeing in Regional NSW	Regional Events Acceleration Fund	\$191,100
Mara Global Foods	Growth, Development and Wellbeing in Regional NSW	Primary Industry Support Package - Flood	\$175,000
Maranguka Limited	Growth, Development and Wellbeing in Regional NSW	Aboriginal infrastructure projects	\$56,000
Maranguka Limited	Growth, Development and Wellbeing in Regional NSW	Minister Regional Youth Discretionary	\$10,000
Maranguka Limited	Growth, Development and Wellbeing in Regional NSW	Office for Regional Youth	\$7,000
Marathon Health Limited	Growth, Development and Wellbeing in Regional NSW	Bushfire Local Economic Recovery Package	\$196,005
Marathon Health Limited	Growth, Development and Wellbeing in Regional NSW	Office for Regional Youth	\$4,467
Marathon Health Limited	Growth, Development and Wellbeing in Regional NSW	Regional Communities Development Fund	\$500,000
Marley Levi Brown	Growth, Development and Wellbeing in Regional NSW	Primary Industry Support Package - Flood	\$10,000
Marrar Campdraft Association Incorporated	Growth, Development and Wellbeing in Regional NSW	Stronger Country Communities Fund	\$64,395
Marrar Football And Netball Club Incorporated	Growth, Development and Wellbeing in Regional NSW	Stronger Country Communities Fund	\$71,794
Mars Australia Pty Ltd	Growth, Development and Wellbeing in Regional NSW	Regional Jobs Creation Fund	\$96,000
Mary Lou Pavlovic	Growth, Development and Wellbeing in Regional NSW	Stimulus Children Young People Wellbeing	\$10,000
Marymead Child & Family Centre	Growth, Development and Wellbeing in Regional NSW	Bushfire Local Economic Recovery Package	\$114,940
Marymead Child & Family Centre	Growth, Development and Wellbeing in Regional NSW	Stronger Country Communities Fund	\$442,504
Mcue Football & Netball Club Incorporated	Growth, Development and Wellbeing in Regional NSW	Stronger Country Communities Fund	\$37,844
Meat & Livestock Australia Ltd	Stronger Primary Industries	Animal Production	\$245,058
Meat & Livestock Australia Ltd	Stronger Primary Industries	Value Chains	\$120,871
Medowie Football Club Incorporated	Growth, Development and Wellbeing in Regional NSW	Stronger Country Communities Fund	\$129,431
Men In A Shed Dareton Incorporated	Growth, Development and Wellbeing in Regional NSW	Stronger Country Communities Fund	\$148,386
Men's Shed Merimbula Incorporated	Growth, Development and Wellbeing in Regional NSW	Deputy Premier's Grants	\$8,000
Merimbula Big Game & Lakes Angling Club	Stronger Primary Industries	Recreational Trust Programs	\$31,885
Merton Living Limited	Growth, Development and Wellbeing in Regional NSW	Deputy Premier's Grants	\$5,000
MGA Thermal Pty Ltd	Growth, Development and Wellbeing in Regional NSW	Regional Jobs Creation Fund	\$220,000
MGA Thermal Pty Ltd	Growth, Development and Wellbeing in Regional NSW	Regional Jobs Creation Fund	\$132,000
Mgs Warehousing Pty Ltd	Growth, Development and Wellbeing in Regional NSW	Regional Jobs Creation Fund	\$276,750
Mid North Coast Joint Organisation	Growth, Development and Wellbeing in Regional NSW	Business Case Strategy Development	\$192,000
Mid Richmond Neighbourhood Centre Incorporated	Growth, Development and Wellbeing in Regional NSW	Office for Regional Youth	\$20,696

Mid Richmond Neighbourhood Centre Incorporated	Growth, Development and Wellbeing in Regional NSW	Stimulus Children Young People Wellbeing	\$18,734
Miller, Ian Robinson	Stronger Primary Industries	Policy and Programs	\$200
Millthorpe Bowling Club Limited	Growth, Development and Wellbeing in Regional NSW	Stronger Country Communities Fund	\$83,020
Milton Rural Landcare Incorporated	Growth, Development and Wellbeing in Regional NSW	Bushfire Local Economic Recovery Package	\$135,000
Milton Ulladulla District Tennis	Growth, Development and Wellbeing in Regional NSW	Stronger Country Communities Fund	\$61,200
Milton Ulladulla Rugby League Football Club	Growth, Development and Wellbeing in Regional NSW	Stronger Country Communities Fund	\$204,000
Minto Show Society Incorporated	Growth, Development and Wellbeing in Regional NSW	Country Shows Support Package	\$9,439
Mission Australia	Growth, Development and Wellbeing in Regional NSW	Stimulus Children Young People Wellbeing	\$40,000
Mjrjr Pty Ltd	Growth, Development and Wellbeing in Regional NSW	Regional Jobs Creation Fund	\$90,000
Mogo Village Business Chamber Limited	Growth, Development and Wellbeing in Regional NSW	Bushfire Local Economic Recovery Package	\$69,000
Molong Bowling Club Limited	Growth, Development and Wellbeing in Regional NSW	Deputy Premier's Grants	\$9,300
Momentum Collective	Growth, Development and Wellbeing in Regional NSW	Stronger Country Communities Fund	\$459,772
Monaro Acclimatisation Society Incorporated	Stronger Primary Industries	Inland Recreational Policy	\$65,900
Monaro Early Intervention Service Incorporated	Growth, Development and Wellbeing in Regional NSW	Minister Regional Youth Discretionary	\$3,610
Monaro Equestrian Association Incorporated	Growth, Development and Wellbeing in Regional NSW	Stronger Country Communities Fund	\$100,166
Monaro Family Support Service Incorporated	Growth, Development and Wellbeing in Regional NSW	Regional Youth Investment Program	\$315,308
Monaro Family Support Service Incorporated	Growth, Development and Wellbeing in Regional NSW	S&F Children Young People Wellbeing	\$39,917
Monaro Family Support Service Incorporated	Growth, Development and Wellbeing in Regional NSW	Stimulus Children Young People Wellbeing	\$9,300
Monaro Panthers Football Club Incorporated	Growth, Development and Wellbeing in Regional NSW	Stronger Country Communities Fund	\$225,846
Monsoon Irrigators (Australia) Pty Ltd	Growth, Development and Wellbeing in Regional NSW	Regional Jobs Creation Fund	\$45,000
Mooral Creek Hall & Progressive Panthers	Growth, Development and Wellbeing in Regional NSW	Stronger Country Communities Fund	\$57,184
Moorambilla Voices Limited	Growth, Development and Wellbeing in Regional NSW	Regional Events Acceleration Fund	\$160,000
Moree & District Historical Society	Growth, Development and Wellbeing in Regional NSW	Stronger Country Communities Fund	\$53,601
Moree & District Services Club Limited	Growth, Development and Wellbeing in Regional NSW	Stronger Country Communities Fund	\$40,000
Moree And District Netball Association	Growth, Development and Wellbeing in Regional NSW	Stimulus Children Young People Wellbeing	\$9,864
Moree Boars Football Club	Growth, Development and Wellbeing in Regional NSW	Stronger Country Communities Fund	\$101,201
Moringa Aquaculture Aboriginal Corporation	Stronger Primary Industries	State Recreational Education	\$1,900
Morundah Bush Entertainment	Growth, Development and Wellbeing in Regional NSW	Stronger Country Communities Fund	\$58,726
Mossmont Nurseries Pty Ltd	Growth, Development and Wellbeing in Regional NSW	Regional Jobs Creation Fund	\$84,000
Motorcycling Australia Limited	Growth, Development and Wellbeing in Regional NSW	Regional Events Acceleration Fund	\$40,000

Moulamein Pre School Incorporated	Growth, Development and Wellbeing in Regional NSW	Stronger Country Communities Fund	\$70,742
Mountain Blue Farms (Operations) Pty Ltd	Growth, Development and Wellbeing in Regional NSW	Primary Industry Support Package - Flood	\$780,957
Mountain Blue Farms (Operations) Pty Ltd	Growth, Development and Wellbeing in Regional NSW	Regional Jobs Creation Fund	\$328,000
Mountains Outreach Community Centre	Growth, Development and Wellbeing in Regional NSW	S&F Children Young People Wellbeing	\$13,840
Mountains Youth Services Team Incorporated	Growth, Development and Wellbeing in Regional NSW	Stimulus Children Young People Wellbeing	\$32,000
Mt Wilson/Mt Irvine Rural Bushfire	Growth, Development and Wellbeing in Regional NSW	Bushfire Local Economic Recovery Package	\$418,699
Mudgee Historical Society Incorporated	Growth, Development and Wellbeing in Regional NSW	Stronger Country Communities Fund	\$87,161
Mudgee Region Tourism Incorporated	Growth, Development and Wellbeing in Regional NSW	Bushfire Local Economic Recovery Package	\$149,000
Mudgee Saleyards	Stronger Primary Industries	Sheep & Goat Trace	\$5,000
Mudyala Aboriginal Corporation	Growth, Development and Wellbeing in Regional NSW	Business Case Strategy Development	\$90,000
Mullumbimby Junior Rugby League Incorporated	Growth, Development and Wellbeing in Regional NSW	Stronger Country Communities Fund	\$80,000
Mullumbimby Sustainability Education	Growth, Development and Wellbeing in Regional NSW	Stimulus Children Young People Wellbeing	\$38,148
Multi-Task Human Resource Foundation	Growth, Development and Wellbeing in Regional NSW	NR Flood Recovery Pr	\$1,657,053
Mulwala Progress Association Incorporated	Growth, Development and Wellbeing in Regional NSW	Stronger Country Communities Fund	\$119,285
Mulwala Water Ski Club Limited	Growth, Development and Wellbeing in Regional NSW	Regional Tourism Activation Fund	\$737,070
Mumblepeg Citrus	Growth, Development and Wellbeing in Regional NSW	Regional Jobs Creation Fund	\$60,000
Murdi Paaki Reg Rugby League Council	Growth, Development and Wellbeing in Regional NSW	Minister Regional Youth Discretionary	\$10,000
Murdi Paaki Reg Rugby League Council	Growth, Development and Wellbeing in Regional NSW	Office for Regional Youth	\$12,880
Murdi Paaki Reg Rugby League Council	Growth, Development and Wellbeing in Regional NSW	Regional Youth Investment Program	\$540,577
Murdi Paaki Reg Rugby League Council	Growth, Development and Wellbeing in Regional NSW	Stronger Country Communities Fund	\$144,096
Murdi Paaki Services Limited	Growth, Development and Wellbeing in Regional NSW	Office for Regional Youth	\$20,840
Murray Valley Aboriginal	Growth, Development and Wellbeing in Regional NSW	Office for Regional Youth	\$7,000
Murrin Bridge Local Aboriginal	Growth, Development and Wellbeing in Regional NSW	Stimulus Children Young People Wellbeing	\$5,900
Murrumbidgee Local Health District	Growth, Development and Wellbeing in Regional NSW	Office for Regional Youth	\$159,335
Murrumburrah Harden Show Society Incorporated	Growth, Development and Wellbeing in Regional NSW	Country Shows Support Package	\$15,000
Murwillumbah Community Centre Incorporated	Growth, Development and Wellbeing in Regional NSW	Office for Regional Youth	\$13,999
Murwillumbah Tennis Club Incorporated	Growth, Development and Wellbeing in Regional NSW	Stronger Country Communities Fund	\$40,000
Murwillumbah Theatre Company Incorporated	Growth, Development and Wellbeing in Regional NSW	Office for Regional Youth	\$6,970
Museum of Contemporary Art Limited	Growth, Development and Wellbeing in Regional NSW	Office for Regional Youth	\$60,820
Muswellbrook Pistol Club Incorporated	Growth, Development and Wellbeing in Regional NSW	Stronger Country Communities Fund	\$20,824

My Chef Cuisine	Growth, Development and Wellbeing in Regional NSW	Regional Jobs Creation Fund	\$72,000
Nambucca Landcare Co-Ordinating Centre	Stronger Primary Industries	Coastal Systems	\$8,800
Nambucca Landcare Co-Ordinating Centre	Stronger Primary Industries	Habitat Rehabilitation	\$18,165
Nambucca Valley Phoenix Limited	Growth, Development and Wellbeing in Regional NSW	Office for Regional Youth	\$21,000
Nambucca Valley Phoenix Limited	Growth, Development and Wellbeing in Regional NSW	Regional Youth Investment Program	\$202,035
Nambucca Valley Phoenix Limited	Growth, Development and Wellbeing in Regional NSW	Stronger Country Communities Fund	\$138,887
Namoi Councils Joint Organisation	Growth, Development and Wellbeing in Regional NSW	Business Case Strategy Development	\$176,000
Narooma Oyster Festival Limited	Growth, Development and Wellbeing in Regional NSW	Regional Events Acceleration Fund	\$212,812
Narrabri Showground Land Manager	Growth, Development and Wellbeing in Regional NSW	Stronger Country Communities Fund	\$98,089
Narrandera Bidgee Boxing Incorporated	Growth, Development and Wellbeing in Regional NSW	Office for Regional Youth	\$7,000
Narrandera Bowling & Recreation Club	Growth, Development and Wellbeing in Regional NSW	Stronger Country Communities Fund	\$168,000
Narrandera East Infants Club	Growth, Development and Wellbeing in Regional NSW	Stronger Country Communities Fund	\$55,922
Narrandera Show Society Incorporated	Growth, Development and Wellbeing in Regional NSW	Country Shows Support Package	\$14,500
Narrandera Tennis Club Incorporated	Growth, Development and Wellbeing in Regional NSW	Stronger Country Communities Fund	\$97,735
Narromine Aviation Museum Incorporated	Growth, Development and Wellbeing in Regional NSW	Stronger Country Communities Fund	\$82,165
Narromine Community Skills Project Incorporated	Growth, Development and Wellbeing in Regional NSW	Office for Regional Youth	\$7,000
Narromine Community Skills Project Incorporated	Growth, Development and Wellbeing in Regional NSW	Stimulus Children Young People Wellbeing	\$40,000
Natural Rice Co Pty Ltd	Growth, Development and Wellbeing in Regional NSW	Regional Jobs Creation Fund	\$30,000
Natural Rice Co Pty Ltd	Growth, Development and Wellbeing in Regional NSW	Regional Jobs Creation Fund	\$25,000
Nature Lovers Incorporated	Growth, Development and Wellbeing in Regional NSW	Stronger Country Communities Fund	\$222,832
Naughty Noodle Fun Haus Incorporated	Growth, Development and Wellbeing in Regional NSW	Regional Events Acceleration Fund	\$10,722
NBN Limited	Growth, Development and Wellbeing in Regional NSW	Gig State Investment Priorities	\$1,700,851
Neighbourhood Centres of Bellingen Shire Incorporated	Growth, Development and Wellbeing in Regional NSW	S&F Children Young People Wellbeing	\$38,950
New England Behaviour Support	Growth, Development and Wellbeing in Regional NSW	Stimulus Children Young People Wellbeing	\$9,142
New England Conservatorium of Music	Growth, Development and Wellbeing in Regional NSW	Minister Regional Youth Discretionary	\$6,940
New England Conservatorium of Music	Growth, Development and Wellbeing in Regional NSW	Stimulus Children Young People Wellbeing	\$40,000
New England Lapidary & Fossicking Club Incorporated	Growth, Development and Wellbeing in Regional NSW	Stronger Country Communities Fund	\$40,000
New England North West Health Limited	Growth, Development and Wellbeing in Regional NSW	Regional Youth Investment Program	\$137,501
New England Regional Art Museum Limited	Growth, Development and Wellbeing in Regional NSW	Business Case Strategy Development	\$109,500
New England Regional Art Museum Limited	Growth, Development and Wellbeing in Regional NSW	S&F Children Young People Wellbeing	\$32,912

New School of Arts Neighbourhood	Growth, Development and Wellbeing in Regional NSW	Office for Regional Youth	\$13,150
New South Wales Basketball Association Limited	Growth, Development and Wellbeing in Regional NSW	S&F Children Young People Wellbeing	\$39,130
New South Wales Biathlon Association	Growth, Development and Wellbeing in Regional NSW	Bushfire Local Economic Recovery Package	\$196,288
New South Wales Police Legacy Limited	Growth, Development and Wellbeing in Regional NSW	Deputy Premier's Grants	\$30,000
New South Wales Rugby League Limited	Growth, Development and Wellbeing in Regional NSW	Regional Events Acceleration Fund	\$80,000
New South Wales Rugby Union Limited	Growth, Development and Wellbeing in Regional NSW	Office for Regional Youth	\$327,528
New South Wales Wine Industry	Growth, Development and Wellbeing in Regional NSW	Bushfire Industry Recovery Package	\$99,390
Newcastle Airport Pty Ltd	Growth, Development and Wellbeing in Regional NSW	Regional Skills Relocation Grant	\$10,000
Newcastle Cruising Yacht Club Limited	Growth, Development and Wellbeing in Regional NSW	Newcastle Port Community Cont. Fund	\$50,000
Newcastle Historic (R98160) Reserve	Growth, Development and Wellbeing in Regional NSW	Newcastle Port Community Cont. Fund	\$21,470
Newcastle Jets Football Club Pty Ltd	Growth, Development and Wellbeing in Regional NSW	Regional Events Acceleration Fund	\$250,000
Newell's Creek Sawmilling Co Pty Ltd	Growth, Development and Wellbeing in Regional NSW	Primary Industry Support Package - Flood	\$122,987
Ngaimpe Aboriginal Corporation	Growth, Development and Wellbeing in Regional NSW	Business Case Strategy Development	\$152,000
Ngallingnee Jarjum Tabulam & District Community Preschool Incorporated	Growth, Development and Wellbeing in Regional NSW	Stronger Country Communities Fund	\$141,526
Ngungwulah Aboriginal Corporation	Growth, Development and Wellbeing in Regional NSW	Stronger Country Communities Fund	\$89,000
Ngunya Jarjum Aboriginal Corporation	Growth, Development and Wellbeing in Regional NSW	Stimulus Children Young People Wellbeing	\$40,000
Nick O'Leary Wines	Growth, Development and Wellbeing in Regional NSW	Bushfire Industry Recovery Package	\$126,300
Nimbin Headers Sports Club Incorporated	Growth, Development and Wellbeing in Regional NSW	Stronger Country Communities Fund	\$314,822
Nimrod Resources Limited	Mineral and petroleum industries generating prosperity safely	Projects & Acquisitions Administration	\$94,826
Noah's Ark Centre of Shoalhaven Incorporated	Growth, Development and Wellbeing in Regional NSW	Stimulus Children Young People Wellbeing	\$10,000
Norco Rural Agrisolutions	Growth, Development and Wellbeing in Regional NSW	Northern Rivers Flood Recovery Program	\$18,634,069
Norco Rural Agrisolutions	Growth, Development and Wellbeing in Regional NSW	NR Flood Recovery Pr	\$8,550,000
Nordoff-Robbins Music Therapy	Growth, Development and Wellbeing in Regional NSW	Office for Regional Youth	\$6,700
Nordoff-Robbins Music Therapy	Growth, Development and Wellbeing in Regional NSW	Stimulus Children Young People Wellbeing	\$9,934
North Arm Cove Community Association	Growth, Development and Wellbeing in Regional NSW	Stronger Country Communities Fund	\$90,606
North Armidale Tennis Club Incorporated	Growth, Development and Wellbeing in Regional NSW	Stronger Country Communities Fund	\$32,605
North Coast Community College Incorporated	Growth, Development and Wellbeing in Regional NSW	Minister Regional Youth Discretionary	\$7,000
North Coast National A & I Society	Growth, Development and Wellbeing in Regional NSW	Country Shows Support Package	\$45,000
North Coast Regional Landcare	Growth, Development and Wellbeing in Regional NSW	S&F Children Young People Wellbeing	\$40,000

North Coast Regional Landcare	Growth, Development and Wellbeing in Regional NSW	Stimulus Children Young People Wellbeing	\$40,000
North Shoalhaven Meals On Wheels Limited	Growth, Development and Wellbeing in Regional NSW	My Community Project	\$8,975
North Tracks Works Incorporated	Growth, Development and Wellbeing in Regional NSW	Deputy Premier's Grants	\$30,000
Northern Agricultural Association Incorporated	Growth, Development and Wellbeing in Regional NSW	Bushfire Local Economic Recovery Package	\$170,450
Northern Co-Operative Meat Co Limited	Growth, Development and Wellbeing in Regional NSW	Economic Activation Program	\$527,999
Northern Rivers Baseball League Incorporated	Growth, Development and Wellbeing in Regional NSW	Stronger Country Communities Fund	\$130,022
Northern Rivers Dirty Wheels Mountain Bike Club Incorporated	Growth, Development and Wellbeing in Regional NSW	Business Case Strategy Development	\$97,749
Northern Rivers Football Academy	Growth, Development and Wellbeing in Regional NSW	Office for Regional Youth	\$6,998
Northern Rivers Football Academy	Growth, Development and Wellbeing in Regional NSW	Stronger Country Communities Fund	\$78,000
Northern Rivers Joint Organisation	Growth, Development and Wellbeing in Regional NSW	Business Case Strategy Development	\$384,892
Northern Rivers Wildlife Carers Incorporated	Growth, Development and Wellbeing in Regional NSW	Supporting Local Communities	\$20,000
Nowchem	Growth, Development and Wellbeing in Regional NSW	Regional Jobs Creation Fund	\$147,000
Nowra Youth Services Incorporated	Growth, Development and Wellbeing in Regional NSW	Flood Regional Youth Community Coordination	\$10,000
Nowra Youth Services Incorporated	Growth, Development and Wellbeing in Regional NSW	Regional Communities Development Fund	\$10,000
NSW Business Chamber Limited	Growth, Development and Wellbeing in Regional NSW	Northern Rivers Flood Recovery Program	\$150,000
NSW Crime Stoppers Limited	Growth, Development and Wellbeing in Regional NSW	Deputy Premier's Grants	\$30,000
NSW Farmers Association	Growth, Development and Wellbeing in Regional NSW	Bushfire Industry Recovery Package	\$257,200
NSW Farmers' Association	Growth, Development and Wellbeing in Regional NSW	Flood Industry Recovery Package	\$307,453
Nsw Land & Housing Corporation	Growth, Development and Wellbeing in Regional NSW	Regional Housing Policy	\$298,977
Nsw Rfsa	Growth, Development and Wellbeing in Regional NSW	Deputy Premier's Grants	\$10,000
NSW Service For The Treatment And Rehabilitation of Torture and Trauma	Growth, Development and Wellbeing in Regional NSW	Office for Regional Youth	\$191,256
NSW Service For The Treatment And Rehabilitation of Torture and Trauma	Growth, Development and Wellbeing in Regional NSW	Regional Youth Investment Program	\$871,388
NSW Service For The Treatment And Rehabilitation of Torture and Trauma	Growth, Development and Wellbeing in Regional NSW	Resources for Regions	\$18,404
NSW Wheat Research Foundation	Growth, Development and Wellbeing in Regional NSW	Economic Stimulus Recovery Package	\$2,100,000
NSW Wildlife Information Rescue & Education Services Inc	Stronger Primary Industries	Animal Welfare Policy	\$15,500
Numeralla & District Landcare Group	Stronger Primary Industries	Inland Recreational Policy	\$15,510
Nursery & Garden Industry NSW & ACT	Growth, Development and Wellbeing in Regional NSW	Flood Industry Recovery Package	\$439,942
Nx Sports Community Foundation Limited	Growth, Development and Wellbeing in Regional NSW	Regional Events Acceleration Fund	\$42,518

Nyngan & District Junior Rugby League Club	Growth, Development and Wellbeing in Regional NSW	Stronger Country Communities Fund	\$60,000
Oaklands RSL Bowling Club Limited	Growth, Development and Wellbeing in Regional NSW	Deputy Premier's Grants	\$20,000
Oberon District Museum Society Incorporated	Growth, Development and Wellbeing in Regional NSW	Stronger Country Communities Fund	\$65,062
Oberon Golf Club Limited	Growth, Development and Wellbeing in Regional NSW	Stronger Country Communities Fund	\$72,928
Oberon Pony Club Incorporated	Growth, Development and Wellbeing in Regional NSW	Stronger Country Communities Fund	\$162,332
Oberon Tarana Heritage Railway Incorporated	Growth, Development and Wellbeing in Regional NSW	Stronger Country Communities Fund	\$68,982
Obieco Industries	Growth, Development and Wellbeing in Regional NSW	Regional Jobs Creation Fund	\$120,000
Ocean Watch Australia Limited	Growth, Development and Wellbeing in Regional NSW	Flood Industry Recovery Package	\$480,000
Old Bar Cricket Club Incorporated	Growth, Development and Wellbeing in Regional NSW	Stronger Country Communities Fund	\$16,500
Old Bar Soccer Club Incorporated	Growth, Development and Wellbeing in Regional NSW	Stronger Country Communities Fund	\$165,000
Old Bar Tennis Club Incorporated	Growth, Development and Wellbeing in Regional NSW	Stronger Country Communities Fund	\$24,277
Old Junee Progress & Hall Association	Growth, Development and Wellbeing in Regional NSW	Stronger Country Communities Fund	\$107,426
Omelia Technologies Pty Ltd	Growth, Development and Wellbeing in Regional NSW	Regional Jobs Creation Fund	\$196,000
Omicare Alliance Limited	Growth, Development and Wellbeing in Regional NSW	Office for Regional Youth	\$8,030
One Giant Leap Australia Foundation	Growth, Development and Wellbeing in Regional NSW	Office for Regional Youth	\$318,000
One Giant Leap Australia Foundation	Growth, Development and Wellbeing in Regional NSW	Regional Youth Investment Program	\$450,000
One Giant Leap Australia Foundation	Growth, Development and Wellbeing in Regional NSW	S&F Children Young People Wellbeing	\$40,000
One Giant Leap Australia Foundation	Growth, Development and Wellbeing in Regional NSW	Stimulus Children Young People Wellbeing	\$80,000
One Vision Productions Limited	Growth, Development and Wellbeing in Regional NSW	Flood Regional Youth Community Coordination	\$60,500
One Vision Productions Limited	Growth, Development and Wellbeing in Regional NSW	Office for Regional Youth	\$6,950
One Vision Productions Limited	Growth, Development and Wellbeing in Regional NSW	Stimulus Children Young People Wellbeing	\$39,840
Open Local Limited	Growth, Development and Wellbeing in Regional NSW	My Community Project	\$5,500
Opticomm Limited	Growth, Development and Wellbeing in Regional NSW	Gig State Investment Priorities	\$2,850,000
Orana Arts Incorporated	Growth, Development and Wellbeing in Regional NSW	Minister Regional Youth Discretionary	\$7,000
Orana Arts Incorporated	Growth, Development and Wellbeing in Regional NSW	Stronger Country Communities Fund	\$60,976
Orana Opportunity Network Limited	Growth, Development and Wellbeing in Regional NSW	Business Case Strategy Development	\$166,150
Orange Bicycle Users Group (Bug) Incorporated	Growth, Development and Wellbeing in Regional NSW	Business Case Strategy Development	\$216,000
Orange Community Broadcasters Limited	Growth, Development and Wellbeing in Regional NSW	Office for Regional Youth	\$9,840
Orange360	Growth, Development and Wellbeing in Regional NSW	Regional Events Acceleration Fund	\$28,950
Orara Valley Progress Association	Growth, Development and Wellbeing in Regional NSW	Stronger Country Communities Fund	\$45,296

Orara Valley Rivercare Groups	Stronger Primary Industries	Habitat Rehabilitation	\$51,784
Ossie O	Growth, Development and Wellbeing in Regional NSW	Regional Jobs Creation Fund	\$72,000
Our Community Project	Growth, Development and Wellbeing in Regional NSW	Port Kembla Community Investment Fund	\$140,208
Outback Arts Incorporated	Growth, Development and Wellbeing in Regional NSW	Office for Regional Youth	\$18,656
Outback Arts Incorporated	Growth, Development and Wellbeing in Regional NSW	Orana Far West	\$60,000
Outback Music Festival Group Pty Ltd	Growth, Development and Wellbeing in Regional NSW	Regional Events Acceleration Fund	\$250,000
Outback Theatre For Young People	Growth, Development and Wellbeing in Regional NSW	Stimulus Children Young People Wellbeing	\$39,248
Oxley Vale Lifelong Learning Centre	Growth, Development and Wellbeing in Regional NSW	Supporting Local Communities	\$680,000
Oxley Vale Lifelong Learning Centre	Growth, Development and Wellbeing in Regional NSW	Supporting Local Communities	\$1,585,547
Oz Green-Global Rivers Environmental Education Network	Growth, Development and Wellbeing in Regional NSW	Regional Youth Investment Program	\$365,068
Ozfish Unlimited Limited	Growth, Development and Wellbeing in Regional NSW	Regional Youth Investment Program	\$138,018
Ozfish Unlimited Limited	Stronger Primary Industries	Habitat Rehabilitation	\$161,475
Ozfish Unlimited Limited	Stronger Primary Industries	Inland Recreational Policy	\$72,500
Ozfish Unlimited Limited	Stronger Primary Industries	Recreational Trust Programs	\$432,500
Ozfish Unlimited Limited	Stronger Primary Industries	State Recreational Education	\$2,000
Pacific Palms Surf Life Saving Club	Growth, Development and Wellbeing in Regional NSW	Stronger Country Communities Fund	\$27,692
Pambula Fishing Club Incorporated	Stronger Primary Industries	State Recreational Education	\$2,000
Panorama Motorcycle Club Incorporated	Growth, Development and Wellbeing in Regional NSW	Deputy Premier's Grants	\$60,000
Paramount Tennis Club	Growth, Development and Wellbeing in Regional NSW	Stronger Country Communities Fund	\$90,870
Parklands Albury Wodonga Limited	Growth, Development and Wellbeing in Regional NSW	Office of the Cross Border Commissioner	\$22,343
Paterson Allyn Williams Science & Ideas Hub Incorporated	Growth, Development and Wellbeing in Regional NSW	Office for Regional Youth	\$10,000
Pathfinders Limited	Growth, Development and Wellbeing in Regional NSW	Office for Regional Youth	\$8,574
Patton Village - Community & Business Association Incorporated	Growth, Development and Wellbeing in Regional NSW	Stimulus Children Young People Wellbeing	\$10,000
Peak Hill Pastoral Agricultural & Horticultural Association Incorporated	Growth, Development and Wellbeing in Regional NSW	Country Shows Support Package	\$13,703
Peel Mining Limited	Mineral and petroleum industries generating prosperity safely	Critical Minerals Activation Fund	\$250,000
Penrith District Agricultural Horticultural & Industrial Society	Growth, Development and Wellbeing in Regional NSW	Country Shows Support Package	\$44,889
Penrose Community Association Incorporated	Growth, Development and Wellbeing in Regional NSW	Bushfire Local Economic Recovery Package	\$678,848
Penrose Tennis Club Incorporated	Growth, Development and Wellbeing in Regional NSW	Stronger Country Communities Fund	\$115,248
Pepperell Research & Consulting Pty Ltd	Stronger Primary Industries	Recreational Trust Programs	\$41,700
Perthville Development Group Incorporated	Growth, Development and Wellbeing in Regional NSW	Stronger Country Communities Fund	\$87,870
Pet Care Distributors Pty Ltd	Growth, Development and Wellbeing in Regional NSW	Regional Investment Attraction Fund	\$71,250
Pet Care Distributors Pty Ltd	Growth, Development and Wellbeing in Regional NSW	Regional Jobs Creation Fund	\$190,000

Peter Stubbings & Naomi Stubbings	Stronger Primary Industries	Habitat Rehabilitation	\$18,472
Phillip John Wood	Stronger Primary Industries	Policy and Programs	\$300
Picton District Agricultural Horticultural & Industrial Society	Growth, Development and Wellbeing in Regional NSW	Country Shows Support Package	\$30,000
Pink Salt Productions Pty Ltd	Growth, Development and Wellbeing in Regional NSW	Regional Events Acceleration Fund	\$40,000
Pipelion Operations Pty Ltd	Growth, Development and Wellbeing in Regional NSW	Regional Jobs Creation Fund	\$70,000
Pipelion Operations Pty Ltd	Growth, Development and Wellbeing in Regional NSW	Regional Jobs Creation Fund	\$42,000
Pivotel Mobile Pty Ltd	Growth, Development and Wellbeing in Regional NSW	Mobile Coverage	\$39,664
Planet Lighting Dukesea Pty Ltd	Growth, Development and Wellbeing in Regional NSW	Regional Jobs Creation Fund	\$60,000
Plant Health Australia Limited	Stronger Primary Industries	Biosecurity & Food	\$30,000
Plant Health Australia Limited	Stronger Primary Industries	Plant Biosecurity & Product Integrity	\$207,509
Plantation Pine Products Australia Pty Ltd	Growth, Development and Wellbeing in Regional NSW	Bushfire Industry Recovery Package	\$529,253
Playability Incorporated	Growth, Development and Wellbeing in Regional NSW	Bushfire Local Economic Recovery Package	\$1,595,515
Police Citizens Youth Club	Growth, Development and Wellbeing in Regional NSW	Office for Regional Youth	\$76,384
Police Citizens Youth Club	Growth, Development and Wellbeing in Regional NSW	S&F Children Young People Wellbeing	\$38,896
Police Citizens Youth Club	Growth, Development and Wellbeing in Regional NSW	Stimulus Children Young People Wellbeing	\$41,606
Police Citizens Youth Clubs NSW Limited	Growth, Development and Wellbeing in Regional NSW	Deputy Premier's Grants	\$67,727
Police Citizens Youth Clubs NSW Limited	Growth, Development and Wellbeing in Regional NSW	Minister Regional Youth Discretionary	\$3,000
Police Citizens Youth Clubs NSW Limited	Growth, Development and Wellbeing in Regional NSW	Office for Regional Youth	\$70,787
Police Citizens Youth Clubs NSW Limited	Growth, Development and Wellbeing in Regional NSW	Reg Recovery Pack-Youth Community Coordinator	\$10,000
Police Citizens Youth Clubs NSW Limited	Growth, Development and Wellbeing in Regional NSW	S&F Children Young People Wellbeing	\$111,272
Police Citizens Youth Clubs NSW Limited	Growth, Development and Wellbeing in Regional NSW	Stimulus Children Young People Wellbeing	\$172,142
Police Citizens Youth Clubs NSW Limited	Growth, Development and Wellbeing in Regional NSW	Stronger Country Communities Fund	\$1,609,206
Port Hacking Game Fishing Club Incorporated	Stronger Primary Industries	State Recreational Education	\$2,000
Port Kembla Soccer Club Incorporated	Growth, Development and Wellbeing in Regional NSW	Port Kembla Community Investment Fund	\$60,000
Port Kembla Surf Life Saving Club Incorporated	Growth, Development and Wellbeing in Regional NSW	Port Kembla Community Investment Fund	\$28,155
Port Macquarie Community Pre-School	Growth, Development and Wellbeing in Regional NSW	S&F Children Young People Wellbeing	\$16,000
Port Macquarie Neighbourhood Centre	Growth, Development and Wellbeing in Regional NSW	Regional Youth Investment Program	\$205,136
Port Macquarie Women's Shed	Growth, Development and Wellbeing in Regional NSW	Stronger Country Communities Fund	\$74,684
Port Stephens Family And Neighbourhood Centre	Growth, Development and Wellbeing in Regional NSW	Office for Regional Youth	\$3,246
Pottsville Beach Neighbourhood Centre	Growth, Development and Wellbeing in Regional NSW	Stronger Country Communities Fund	\$195,133
Pottsville Community Preschool Incorporated	Growth, Development and Wellbeing in Regional NSW	Stronger Country Communities Fund	\$50,000

Powers Corner Pty Ltd	Stronger Primary Industries	Habitat Rehabilitation	\$24,000
Primary Industries Education Foundation	Growth, Development and Wellbeing in Regional NSW	Flood Industry Recovery Package	\$800,000
Probev International Pty Ltd	Growth, Development and Wellbeing in Regional NSW	Regional Jobs Creation Fund	\$132,000
Professional Bull Riders Australia Pty Ltd	Growth, Development and Wellbeing in Regional NSW	Regional Events Acceleration Fund	\$200,000
Professional Fishermens Association Incorporated	Stronger Primary Industries	Fisheries and Aquaculture Management	\$120,000
Professional Golfers Association of Australia Limited	Growth, Development and Wellbeing in Regional NSW	Regional Events Acceleration Fund	\$160,000
Pro-Matrix International Pty Ltd	Growth, Development and Wellbeing in Regional NSW	Regional Jobs Creation Fund	\$96,000
Provenance Corporation Pty Ltd	Growth, Development and Wellbeing in Regional NSW	Regional Jobs Creation Fund	\$540,000
Psychological Health Assessment And Counselling Service	Stronger Primary Industries	Recreational Trust Programs	\$3,800
Puggles School of Early Learning	Growth, Development and Wellbeing in Regional NSW	Stimulus Children Young People Wellbeing	\$8,868
Purfleet Taree Local Aboriginal	Growth, Development and Wellbeing in Regional NSW	CLIRP	\$144,773
Queanbeyan Art Society Incorporated	Growth, Development and Wellbeing in Regional NSW	Supporting Local Communities	\$57,000
Queanbeyan Golf Club	Growth, Development and Wellbeing in Regional NSW	Stronger Country Communities Fund	\$400,000
Queanbeyan Junior Australian Football Club	Growth, Development and Wellbeing in Regional NSW	Stronger Country Communities Fund	\$164,893
Queanbeyan Multilingual Centre Incorporated	Growth, Development and Wellbeing in Regional NSW	Office for Regional Youth	\$6,038
Queanbeyan Park Tennis Club Incorporated	Growth, Development and Wellbeing in Regional NSW	Stronger Country Communities Fund	\$212,451
Queer Family Incorporated	Growth, Development and Wellbeing in Regional NSW	Stimulus Children Young People Wellbeing	\$50,000
R Bruem & P.J Terry	Stronger Primary Industries	Habitat Rehabilitation	\$12,000
R.F Webb & S.M Webb	Stronger Primary Industries	Policy and Programs	\$300
Raging Red Timbers Pty Ltd	Growth, Development and Wellbeing in Regional NSW	Primary Industry Support Package - Flood	\$43,019
Rainbow Club Australia Limited	Growth, Development and Wellbeing in Regional NSW	Regional Youth Investment Program	\$412,455
Rainbow Warriors Football Club Incorporated	Growth, Development and Wellbeing in Regional NSW	Deputy Premier's Grants	\$15,000
Rand Bowling Club Limited	Growth, Development and Wellbeing in Regional NSW	Stronger Country Communities Fund	\$21,557
RAS Foundation Limited	Growth, Development and Wellbeing in Regional NSW	Deputy Premier's Grants	\$7,000
Reading Friends Australia Limited	Growth, Development and Wellbeing in Regional NSW	Stimulus Children Young People Wellbeing	\$26,540
Realising Every Dream Limited	Growth, Development and Wellbeing in Regional NSW	S&F Children Young People Wellbeing	\$19,086
Red Earth Electrical	Growth, Development and Wellbeing in Regional NSW	Central West	\$74,250
Regional Community Care Limited	Growth, Development and Wellbeing in Regional NSW	Regional Youth Investment Program	\$173,956
Regional Development Australia	Growth, Development and Wellbeing in Regional NSW	Bushfire Local Economic Recovery Package	\$84,400
Regional Development Australia	Growth, Development and Wellbeing in Regional NSW	Business Case Strategy Development	\$68,036
Regional Development Australia	Growth, Development and Wellbeing in Regional NSW	Reconnecting RNSW - Community Events Program	\$38,344

Regional Development Australia	Growth, Development and Wellbeing in Regional NSW	Stronger Country Communities Fund	\$982,713
Regional Education Aboriginal Cultural Centre	Growth, Development and Wellbeing in Regional NSW	Stimulus Children Young People Wellbeing	\$27,706
Regional Enterprise Development	Growth, Development and Wellbeing in Regional NSW	Aboriginal infrastructure projects	\$272,000
Regional Enterprise Development	Growth, Development and Wellbeing in Regional NSW	Stronger Country Communities Fund	\$114,243
Regional Youth Support Services Incorporated	Growth, Development and Wellbeing in Regional NSW	Reg Recovery Pack-Youth Community Coordination	\$50,000
Regional Youth Support Services Incorporated	Growth, Development and Wellbeing in Regional NSW	Stronger Country Communities Fund	\$76,104
Regis Resources Limited	Mineral and petroleum industries generating prosperity safely	Projects & Acquisitions Administration	\$120,889
Relationships Australia (NSW) Limited	Growth, Development and Wellbeing in Regional NSW	Stimulus Children Young People Wellbeing	\$9,557
Relationships Australia Canberra & Region Incorporated	Growth, Development and Wellbeing in Regional NSW	Office for Regional Youth	\$7,000
Renewable Metals Pty Ltd	Mineral and petroleum industries generating prosperity safely	Critical Minerals Activation Fund	\$250,000
Respite Care For Qbn Incorporated	Growth, Development and Wellbeing in Regional NSW	Deputy Premier's Grants	\$30,000
Retired Police Association of NSW	Growth, Development and Wellbeing in Regional NSW	Deputy Premier's Grants	\$1,500
Returned Services League of Australia	Growth, Development and Wellbeing in Regional NSW	Deputy Premier's Grants	\$40,000
Returned Services League of Australia	Growth, Development and Wellbeing in Regional NSW	Newcastle Port Community Cont. Fund	\$28,000
Rich River Golf Club Limited	Growth, Development and Wellbeing in Regional NSW	Stronger Country Communities Fund	\$35,400
Richmond Diaries Pty Ltd	Growth, Development and Wellbeing in Regional NSW	Primary Industry Support Package - Flood	\$154,000
Rise - Coffs Harbour Incorporated	Growth, Development and Wellbeing in Regional NSW	Stronger Country Communities Fund	\$66,590
River Dreaming Aboriginal Corporation	Stronger Primary Industries	State Recreational Education	\$2,000
River of Art Incorporated	Growth, Development and Wellbeing in Regional NSW	Regional Events Acceleration Fund	\$23,981
River Road Interactive Learning Pty Ltd	Growth, Development and Wellbeing in Regional NSW	Stimulus Children Young People Wellbeing	\$20,000
Riverina Eastern Regional Organisation	Growth, Development and Wellbeing in Regional NSW	Stimulus Children Young People Wellbeing	\$8,800
Riverina Highlands Landcare Network	Stronger Primary Industries	Habitat Rehabilitation	\$7,890
Riverina Winemakers Association Incorporated	Growth, Development and Wellbeing in Regional NSW	Regional Tourism Activation Fund	\$180,000
Rivertracks Incorporated	Growth, Development and Wellbeing in Regional NSW	Regional Youth Investment Program	\$228,349
Rivertracks Incorporated	Growth, Development and Wellbeing in Regional NSW	Stronger Country Communities Fund	\$60,000
Roger Fletcher	Growth, Development and Wellbeing in Regional NSW	Eden Timber Mill Redundancies	\$50,000
Ross Pastoral	Stronger Primary Industries	Policy and Programs	\$300
Rotary Club of Ballina-On-Richmond	Growth, Development and Wellbeing in Regional NSW	Deputy Premier's Grants	\$20,000
Rotary Club of Blayney Incorporated	Growth, Development and Wellbeing in Regional NSW	Deputy Premier's Grants	\$80,000
Rotary Club of Cowra Incorporated	Growth, Development and Wellbeing in Regional NSW	Deputy Premier's Grants	\$22,000

Rotary Club of Quirindi Incorporated	Growth, Development and Wellbeing in Regional NSW	Deputy Premier's Grants	\$600
Rotary Club Taree North	Growth, Development and Wellbeing in Regional NSW	Deputy Premier's Grants	\$65,000
Rowlee Wines Pty Ltd	Growth, Development and Wellbeing in Regional NSW	Bushfire Industry Recovery Package	\$127,657
Royal Agricultural Society of NSW	Stronger Primary Industries	DPI Finance and Strategy	\$100,000
Royal Far West	Growth, Development and Wellbeing in Regional NSW	Bushfire Local Economic Recovery Package	\$1,997,469
Royal Flying Doctor Service Australia	Growth, Development and Wellbeing in Regional NSW	Regional Tourism Activation Fund	\$2,200,000
Royal Motor Yacht Club Broken Bay NSW	Stronger Primary Industries	State Recreational Education	\$2,000
Rural Financial Counselling Service	Stronger Primary Industries	DPI Finance and Strategy	\$500,023
Rural Financial Counselling Service	Stronger Primary Industries	DPI Special Projects	\$487,500
Rural Outreach Counselling Incorporated	Growth, Development and Wellbeing in Regional NSW	Bushfire Local Economic Recovery Package	\$418,500
Ryefield Hops	Growth, Development and Wellbeing in Regional NSW	Regional Jobs Creation Fund	\$96,000
Rylstone & District Historical Society	Growth, Development and Wellbeing in Regional NSW	Deputy Premier's Grants	\$27,000
S.A. Relf & Sons Pty Ltd	Growth, Development and Wellbeing in Regional NSW	Primary Industry Support Package - Flood	\$122,996
Saltwater Freshwater Arts Alliance	Growth, Development and Wellbeing in Regional NSW	Regional Events Acceleration Fund	\$88,000
Sample Food Festival	Growth, Development and Wellbeing in Regional NSW	Regional Events Acceleration Fund	\$15,107
Sanctus Brewing Company	Growth, Development and Wellbeing in Regional NSW	Regional Jobs Creation Fund	\$270,000
Sanctus Brewing Company	Growth, Development and Wellbeing in Regional NSW	Regional Jobs Creation Fund	\$162,000
Sand Events Pty Limited	Growth, Development and Wellbeing in Regional NSW	Regional Events Acceleration Fund	\$115,000
Sapphire Coast Anglican College	Growth, Development and Wellbeing in Regional NSW	Stimulus Children Young People Wellbeing	\$5,000
Sapphire Coast Producers Association	Growth, Development and Wellbeing in Regional NSW	Regional Youth Investment Program	\$396,873
Saratoga Sailing Club Incorporated	Growth, Development and Wellbeing in Regional NSW	Stronger Country Communities Fund	\$149,286
Save The Children Australia	Growth, Development and Wellbeing in Regional NSW	Regional Youth Investment Program	\$726,410
Scone & Upper Hunter Historical	Growth, Development and Wellbeing in Regional NSW	Stronger Country Communities Fund	\$81,154
Scone Gymnastics Club Incorporated	Growth, Development and Wellbeing in Regional NSW	Office for Regional Youth	\$6,000
Scone Junior Rugby League Football	Growth, Development and Wellbeing in Regional NSW	Stronger Country Communities Fund	\$81,233
Scone Literary Long Weekend Incorporated	Growth, Development and Wellbeing in Regional NSW	Deputy Premier's Grants	\$5,000
Scone Neighbourhood Resource	Growth, Development and Wellbeing in Regional NSW	Office for Regional Youth	\$16,187
Scone Neighbourhood Resource	Growth, Development and Wellbeing in Regional NSW	Stronger Country Communities Fund	\$76,089
Scone Rugby Union Football Club Limited	Growth, Development and Wellbeing in Regional NSW	Stronger Country Communities Fund	\$110,592
Scotts Head Bowling & Recreation Club	Growth, Development and Wellbeing in Regional NSW	Stronger Country Communities Fund	\$78,868
Sculpture By The Sea Incorporated	Growth, Development and Wellbeing in Regional NSW	Bushfire Local Economic Recovery Package	\$2,000,000

Sculpture For Clyde Incorporated	Growth, Development and Wellbeing in Regional NSW	Regional Events Acceleration Fund	\$42,472
SDN Children's Services	Growth, Development and Wellbeing in Regional NSW	Stimulus Children Young People Wellbeing	\$9,760
Sea Urchin Harvest Pty Ltd	Growth, Development and Wellbeing in Regional NSW	Regional Jobs Creation Fund	\$120,000
Seaham Bowthorne Soccer Club	Growth, Development and Wellbeing in Regional NSW	Stronger Country Communities Fund	\$75,979
Seedarts Australia Incorporated	Growth, Development and Wellbeing in Regional NSW	S&F Children Young People Wellbeing	\$22,400
Selwyn Snow Resort Pty Ltd	Growth, Development and Wellbeing in Regional NSW	Bushfire Local Economic Recovery Package	\$246,500
Sensore Limited	Mineral and petroleum industries generating prosperity safely	Critical Minerals Activation Fund	\$159,000
Seventh-Day Adventist Church	Growth, Development and Wellbeing in Regional NSW	Deputy Premier's Grants	\$30,000
Seventh-Day Adventist School	Growth, Development and Wellbeing in Regional NSW	My Community Project	\$2,202
Shoalhaven Astronomer Incorporated	Growth, Development and Wellbeing in Regional NSW	Stronger Country Communities Fund	\$12,100
Shoalhaven Riverwatch Incorporated	Stronger Primary Industries	Habitat Rehabilitation	\$2,506
Shoretrack Limited	Growth, Development and Wellbeing in Regional NSW	Minister Regional Youth Discretionary	\$7,000
Shoretrack Limited	Growth, Development and Wellbeing in Regional NSW	Office for Regional Youth	\$48,200
Shoretrack Limited	Growth, Development and Wellbeing in Regional NSW	Regional Youth Investment Program	\$504,026
Simon P & Margaret Tadrosse	Growth, Development and Wellbeing in Regional NSW	Bushfire Industry Recovery Package	\$246,000
Singleton Rugby Club Limited	Growth, Development and Wellbeing in Regional NSW	Regional Communities Development Fund	\$90,000
Singleton Rugby Club Limited	Growth, Development and Wellbeing in Regional NSW	Stronger Country Communities Fund	\$10,430
Singleton Veterinary Hospital Pty Ltd	Growth, Development and Wellbeing in Regional NSW	Regional Skills Relocation Grant	\$5,684
Sir William Hudson Memorial Centre	Growth, Development and Wellbeing in Regional NSW	Deputy Premier's Grants	\$8,208
Sistership Training Pty Ltd	Growth, Development and Wellbeing in Regional NSW	Stimulus Children Young People Wellbeing	\$18,800
Slippery Sirkus Incorporated	Growth, Development and Wellbeing in Regional NSW	Office for Regional Youth	\$14,500
Slippery Sirkus Incorporated	Growth, Development and Wellbeing in Regional NSW	S&F Children Young People Wellbeing	\$38,560
Small Big Cat Sports Pty Ltd	Growth, Development and Wellbeing in Regional NSW	Regional Events Acceleration Fund	\$128,000
Smith's Cooking Systems Pty Ltd	Growth, Development and Wellbeing in Regional NSW	Regional Jobs Creation Fund	\$110,500
Snowy Mountains BMX Club Incorporated	Growth, Development and Wellbeing in Regional NSW	Stronger Country Communities Fund	\$291,205
Social Futures Limited	Growth, Development and Wellbeing in Regional NSW	Northern Rivers Flood Recovery Program	\$719,488
Social Justice Advocates of The Sapphire Coast Incorporated	Growth, Development and Wellbeing in Regional NSW	Stronger Country Communities Fund	\$7,000
Sonder Youth Limited	Growth, Development and Wellbeing in Regional NSW	Regional Youth Investment Program	\$292,598
Sonder Youth Limited	Growth, Development and Wellbeing in Regional NSW	Stimulus Children Young People Wellbeing	\$25,120
South Broken Hill Golf Club Limited	Growth, Development and Wellbeing in Regional NSW	Stronger Country Communities Fund	\$58,223

South Coast Kook	Growth, Development and Wellbeing in Regional NSW	Stimulus Children Young People Wellbeing	\$9,610
South Coast Women'S Health & Welfare	Growth, Development and Wellbeing in Regional NSW	Stimulus Children Young People Wellbeing	\$5,850
South East Arts (NSW) Incorporated	Growth, Development and Wellbeing in Regional NSW	Regional Events Acceleration Fund	\$22,000
South East Arts (NSW) Incorporated	Growth, Development and Wellbeing in Regional NSW	Stronger Country Communities Fund	\$6,394
South Sydney Amateur Fishing	Stronger Primary Industries	State Recreational Education	\$2,000
South West Arts Incorporated	Growth, Development and Wellbeing in Regional NSW	Regional Youth Investment Program	\$316,530
Southern Cross University	Growth, Development and Wellbeing in Regional NSW	Economic Activation Program	\$857,600
Southern Cross University	Stronger Primary Industries	Inland Recreational Policy	\$16,279
Southern Cross University	Stronger Primary Industries	Marine Connectivity	\$51,151
Southern Cross University	Stronger Primary Industries	Northern Horticulture	\$30,000
Southern Cross University	Stronger Primary Industries	Recreational Trust Programs	\$56,474
Southern Highlands Botanic Gardens	Growth, Development and Wellbeing in Regional NSW	Stronger Country Communities Fund	\$92,812
Southern Highlands Carriage Club Incorporated	Growth, Development and Wellbeing in Regional NSW	Stronger Country Communities Fund	\$105,763
Southern Highlands Chamber of Commence & Industry Limited	Growth, Development and Wellbeing in Regional NSW	Bushfire Industry Recovery Package	\$78,000
Southern Highlands Gallery At Retford Park Limited	Growth, Development and Wellbeing in Regional NSW	Regional Events Acceleration Fund	\$130,360
Southern Highlands Landcare Network	Stronger Primary Industries	Habitat Rehabilitation	\$12,336
Southern Highlands Suicide Prevention Profram Incorporated	Growth, Development and Wellbeing in Regional NSW	Stimulus Children Young People Wellbeing	\$5,998
Southern New England Landcare Limited	Growth, Development and Wellbeing in Regional NSW	Stronger Country Communities Fund	\$87,009
Southern Tablelands Arts (Starts) Incorporated	Growth, Development and Wellbeing in Regional NSW	Stronger Country Communities Fund	\$75,694
Southern Valley Folk Club Incorporated	Growth, Development and Wellbeing in Regional NSW	Office for Regional Youth	\$12,825
Southern Women'S Group Incorporated	Growth, Development and Wellbeing in Regional NSW	Regional Tourism Activation Fund	\$2,440
Southern Youth & Family Services Limited	Growth, Development and Wellbeing in Regional NSW	Stronger Country Communities Fund	\$111,158
Southland Creative Incorporated	Growth, Development and Wellbeing in Regional NSW	Stimulus Children Young People Wellbeing	\$39,600
Spaghetti Circus Incorporated	Growth, Development and Wellbeing in Regional NSW	Regional Events Acceleration Fund	\$38,273
Spencer Cocoa Pty Ltd	Growth, Development and Wellbeing in Regional NSW	Regional Jobs Creation Fund	\$40,000
Splitters Creek Community Incorporated	Growth, Development and Wellbeing in Regional NSW	Stronger Country Communities Fund	\$76,280
Sporting Shooters Association of NSW	Growth, Development and Wellbeing in Regional NSW	Stronger Country Communities Fund	\$107,120
Springwood Neighbourhood Centre Co-Operative Limited	Growth, Development and Wellbeing in Regional NSW	Bushfire Local Economic Recovery Package	\$216,183
Sprint Horticulture Pty Ltd	Growth, Development and Wellbeing in Regional NSW	Regional Jobs Creation Fund	\$42,000
St Mary of The Angels Catholic School	Growth, Development and Wellbeing in Regional NSW	Stimulus Children Young People Wellbeing	\$10,000
St Peter's Anglican College	Growth, Development and Wellbeing in Regional NSW	Stimulus Children Young People Wellbeing	\$6,000
St Vincent De Paul Society NSW	Growth, Development and Wellbeing in Regional NSW	Stronger Country Communities Fund	\$104,865

Stebercraft Pty Ltd	Growth, Development and Wellbeing in Regional NSW	Regional Jobs Creation Fund	\$60,000
Steel Supplies Bega Pty Ltd	Growth, Development and Wellbeing in Regional NSW	Regional Jobs Creation Fund	\$27,000
Steinbrook Progress Association Incorporated	Growth, Development and Wellbeing in Regional NSW	Stronger Country Communities Fund	\$111,270
Stella Studioz Pty Ltd	Growth, Development and Wellbeing in Regional NSW	Stimulus Children Young People Wellbeing	\$40,000
Stephanie Smith	Stronger Primary Industries	Habitat Rehabilitation	\$400
Stingray Workers Cooperative Limited	Stronger Primary Industries	Recreational Trust Programs	\$6,000
Stockton Bowling Club Co-Op Limited	Growth, Development and Wellbeing in Regional NSW	Newcastle Port Community Cont. Fund	\$56,500
Stoic Brewing	Growth, Development and Wellbeing in Regional NSW	Regional Jobs Creation Fund	\$10,000
Stoic Brewing	Growth, Development and Wellbeing in Regional NSW	Regional Jobs Creation Fund	\$80,000
Storyfest Incorporated	Growth, Development and Wellbeing in Regional NSW	Regional Events Acceleration Fund	\$40,000
Strawberry Music Group Pty Ltd	Growth, Development and Wellbeing in Regional NSW	Regional Events Acceleration Fund	\$39,986
Strong Spirit Aboriginal Services Pty Ltd	Growth, Development and Wellbeing in Regional NSW	Minister Regional Youth Discretionary	\$10,000
Strong Spirit Aboriginal Services Pty Ltd	Growth, Development and Wellbeing in Regional NSW	Regional Youth Investment Program	\$182,994
Stroud Rodeo Association Incorporated	Growth, Development and Wellbeing in Regional NSW	Stronger Country Communities Fund	\$30,000
Stroud Show Assoc Incorporated	Growth, Development and Wellbeing in Regional NSW	Country Shows Support Package	\$42,690
Styrofoam Industries Pty Ltd	Growth, Development and Wellbeing in Regional NSW	Regional Jobs Creation Fund	\$512,000
Sugarvalley Neighbourhood Advancement	Growth, Development and Wellbeing in Regional NSW	Stronger Country Communities Fund	\$65,660
Summer of Surf Pty Ltd	Growth, Development and Wellbeing in Regional NSW	Regional Events Acceleration Fund	\$200,000
Sunnyfield Enterprises	Growth, Development and Wellbeing in Regional NSW	Stimulus Children Young People Wellbeing	\$8,900
Sunnyfield Enterprises	Growth, Development and Wellbeing in Regional NSW	Stronger Country Communities Fund	\$13,790
Sunrise Energy Metals Limited	Mineral and petroleum industries generating prosperity safely	Critical Minerals Activation Fund	\$250,000
Supreme Poultry & Chickens Pty Ltd	Growth, Development and Wellbeing in Regional NSW	Regional Jobs Creation Fund	\$420,000
Surf Life Saving Far North Coast Branch Incorporated	Growth, Development and Wellbeing in Regional NSW	Deputy Premier's Grants	\$20,000
Surf Life Saving NSW	Growth, Development and Wellbeing in Regional NSW	Deputy Premier's Grants	\$45,455
Surf Life Saving NSW	Stronger Primary Industries	Recreational Trust Programs	\$190,000
Surfing Australia Limited	Growth, Development and Wellbeing in Regional NSW	Regional Events Acceleration Fund	\$120,000
Surfing Nsw Incorporated	Growth, Development and Wellbeing in Regional NSW	Regional Events Acceleration Fund	\$12,633
Surflife Music Festival	Growth, Development and Wellbeing in Regional NSW	Regional Events Acceleration Fund	\$57,000
Sussex Inlet Soccer Club Incorporated	Growth, Development and Wellbeing in Regional NSW	Stronger Country Communities Fund	\$141,872
Suttton & District Community Association	Growth, Development and Wellbeing in Regional NSW	Stronger Country Communities Fund	\$263,445
Sweet Pea & Poppy	Growth, Development and Wellbeing in Regional NSW	Regional Jobs Creation Fund	\$28,800

Sydney Game Fishing Club Limited	Stronger Primary Industries	State Recreational Education	\$2,000
Sydney Institute of Marine Science	Stronger Primary Industries	Habitat Rehabilitation	\$8,000
Sydney Institute of Marine Science	Stronger Primary Industries	Recreational Trust Programs	\$145,476
Sydney School of Entrepreneurship Limited	Growth, Development and Wellbeing in Regional NSW	Flood Regional Youth Community Coordination	\$10,038
Synthesis Organics Pty Ltd	Growth, Development and Wellbeing in Regional NSW	Regional Jobs Creation Fund	\$138,000
T & J Graham Oysters Macleay River	Growth, Development and Wellbeing in Regional NSW	Flood Industry Recovery Package	\$239,760
Tableland Timbers P/L	Growth, Development and Wellbeing in Regional NSW	Primary Industry Support Package - Flood	\$96,640
Tableland Timbers Pty Ltd	Growth, Development and Wellbeing in Regional NSW	Bushfire Industry Recovery Package	\$32,155
Take 3 Limited	Growth, Development and Wellbeing in Regional NSW	Stimulus Children Young People Wellbeing	\$9,169
Tamburlaine Wine Services Pty Ltd	Growth, Development and Wellbeing in Regional NSW	Regional Jobs Creation Fund	\$78,600
Tamworth & District Prostate Cancer Support Group	Growth, Development and Wellbeing in Regional NSW	Deputy Premier's Grants	\$2,000
Tamworth & District Water Polo Incorporated	Growth, Development and Wellbeing in Regional NSW	Stimulus Children Young People Wellbeing	\$10,000
Tamworth Aboriginal Medical Service Incorporated	Growth, Development and Wellbeing in Regional NSW	Business Case Strategy Development	\$42,944
Tamworth City Bowling Club	Growth, Development and Wellbeing in Regional NSW	Stronger Country Communities Fund	\$66,119
Tamworth Family Support Service Limited	Growth, Development and Wellbeing in Regional NSW	Office for Regional Youth	\$10,824
Tamworth Hockey Association Incorporated	Growth, Development and Wellbeing in Regional NSW	Stronger Country Communities Fund	\$104,049
Tamworth Junior Riding Pony Club	Growth, Development and Wellbeing in Regional NSW	Office for Regional Youth	\$7,000
Tamworth Local Aboriginal	Stronger Primary Industries	Habitat Rehabilitation	\$2,902
Tamworth Pastoral & Agricultural Association Incorporated	Growth, Development and Wellbeing in Regional NSW	Country Shows Support Package	\$42,004
Tamworth Regional Landcare Association	Stronger Primary Industries	Habitat Rehabilitation	\$25,647
Tamworth Veterans Cricket Incorporated	Growth, Development and Wellbeing in Regional NSW	Deputy Premier's Grants	\$3,000
Tamworth-Kootingal Horse Riding Adventures	Growth, Development and Wellbeing in Regional NSW	Stimulus Children Young People Wellbeing	\$10,000
Tangaroa Blue Foundation Limited	Stronger Primary Industries	Recreational Trust Programs	\$90,000
Tantrum Youth Arts Co-Op Limited	Growth, Development and Wellbeing in Regional NSW	Stronger Country Communities Fund	\$24,653
Taree Business Chamber Incorporated	Growth, Development and Wellbeing in Regional NSW	Bushfire Local Economic Recovery Package	\$121,194
Taronga Conservation Society Australia	Growth, Development and Wellbeing in Regional NSW	Economic Stimulus Recovery Package	\$1,800,000
Taronga Mines Pty Ltd	Mineral and petroleum industries generating prosperity safely	Critical Minerals Activation Fund	\$247,019
Tathra Beach Country Club Limited	Growth, Development and Wellbeing in Regional NSW	Stronger Country Communities Fund	\$24,026
Team Spirit Sports	Growth, Development and Wellbeing in Regional NSW	Regional Jobs Creation Fund	\$40,000
Team Spirit Sports	Growth, Development and Wellbeing in Regional NSW	Regional Jobs Creation Fund	\$30,000
Telegraph Point Community Association Incorporated	Growth, Development and Wellbeing in Regional NSW	Stronger Country Communities Fund	\$107,536
Temora Aviation Museum Incorporated	Growth, Development and Wellbeing in Regional NSW	Regional Tourism Activation Fund	\$306,677

Temora Community Centre Incorporated	Growth, Development and Wellbeing in Regional NSW	Stronger Country Communities Fund	\$40,000
Temora Golf Club Limited	Growth, Development and Wellbeing in Regional NSW	Stronger Country Communities Fund	\$123,308
Ten4 Australia Incorporated	Growth, Development and Wellbeing in Regional NSW	Office for Regional Youth	\$17,131
Tender Funerals Australia Limited	Growth, Development and Wellbeing in Regional NSW	Port Kembla Community Investment Fund	\$69,410
Tenstam Pty Ltd	Growth, Development and Wellbeing in Regional NSW	Regional Events Acceleration Fund	\$80,000
Terrigal Fifty Plus Leisure And Learning Centre Incorporated	Growth, Development and Wellbeing in Regional NSW	Deputy Premier's Grants	\$10,000
Terrigal Wamberal Junior Rugby League	Growth, Development and Wellbeing in Regional NSW	Stronger Country Communities Fund	\$75,000
TGA NSW Incorporated	Growth, Development and Wellbeing in Regional NSW	Flood Industry Recovery Package	\$866,846
Thales Australia Limited	Growth, Development and Wellbeing in Regional NSW	Regional Jobs Creation Fund	\$112,000
Tharawal Aboriginal Corporation	Growth, Development and Wellbeing in Regional NSW	My Community Project	\$60,000
The Aero Club of Broken Hill Incorporated	Growth, Development and Wellbeing in Regional NSW	Stronger Country Communities Fund	\$210,000
The Armidale And District Cricket Association Incorporated	Growth, Development and Wellbeing in Regional NSW	Stronger Country Communities Fund	\$35,600
The Armidale Playhouse Incorporated	Growth, Development and Wellbeing in Regional NSW	Stronger Country Communities Fund	\$54,622
The Australian Children's Music Foundation Limited	Growth, Development and Wellbeing in Regional NSW	Regional Youth Investment Program	\$105,181
The Australian Outward Bound Foundation	Growth, Development and Wellbeing in Regional NSW	Office of the Cross Border Commissioner	\$79,040
The Barraba Potters And Craft Guild	Growth, Development and Wellbeing in Regional NSW	Deputy Premier's Grants	\$20,000
The Big Banana Pty Ltd	Growth, Development and Wellbeing in Regional NSW	Regional Events Acceleration Fund	\$120,000
The Building Supply Co Pty Ltd	Growth, Development and Wellbeing in Regional NSW	Regional Jobs Creation Fund	\$96,000
The Cootamundra Ex-Servicemen's And Citizens Memorial Club Limited	Growth, Development and Wellbeing in Regional NSW	Stronger Country Communities Fund	\$245,550
The Coro Club Limited	Growth, Development and Wellbeing in Regional NSW	Stronger Country Communities Fund	\$108,944
The Corporate Trustees of the Diocese of Grafton	Growth, Development and Wellbeing in Regional NSW	Stronger Country Communities Fund	\$34,428
The Corridor Project Limited	Growth, Development and Wellbeing in Regional NSW	Office for Regional Youth	\$10,000
The D-Vine Drama Company	Growth, Development and Wellbeing in Regional NSW	Stimulus Children Young People Wellbeing	\$35,484
The Family Place Incorporated	Growth, Development and Wellbeing in Regional NSW	Bushfire Local Economic Recovery Package	\$599,113
The Family Place Incorporated	Growth, Development and Wellbeing in Regional NSW	Regional Youth Investment Program	\$438,000
The Family Place Incorporated	Growth, Development and Wellbeing in Regional NSW	Stimulus Children Young People Wellbeing	\$39,776
The Farm In Galong Limited	Growth, Development and Wellbeing in Regional NSW	Deputy Premier's Grants	\$10,000
The Flagstaff Group Limited	Growth, Development and Wellbeing in Regional NSW	Regional Youth Investment Program	\$170,097
The Fly Program Limited	Stronger Primary Industries	Recreational Trust Programs	\$2,876
The Gurdwara Singh Sabha Society	Growth, Development and Wellbeing in Regional NSW	Stronger Country Communities Fund	\$60,000

The Guyra Tennis Club Incorporated	Growth, Development and Wellbeing in Regional NSW	Stronger Country Communities Fund	\$15,759
The House That Dan Built Incorporated	Growth, Development and Wellbeing in Regional NSW	Office for Regional Youth	\$15,000
The House That Dan Built Incorporated	Growth, Development and Wellbeing in Regional NSW	Stimulus Children Young People Wellbeing	\$80,000
The I Am, Movement	Growth, Development and Wellbeing in Regional NSW	Flood Regional Youth Community Coordination	\$10,000
The L Zone Pty Ltd	Growth, Development and Wellbeing in Regional NSW	Stimulus Children Young People Wellbeing	\$20,000
The Long White Lunch Incorporated	Growth, Development and Wellbeing in Regional NSW	Deputy Premier's Grants	\$20,000
The Northern Rivers Conservatorium	Growth, Development and Wellbeing in Regional NSW	Deputy Premier's Grants	\$10,000
The Place: Charlestown Community Centre	Growth, Development and Wellbeing in Regional NSW	Minister Regional Youth Discretionary	\$6,934
The Place: Charlestown Community Centre	Growth, Development and Wellbeing in Regional NSW	Regional Youth Investment Program	\$209,683
The Portland Bowling Club	Growth, Development and Wellbeing in Regional NSW	Deputy Premier's Grants	\$9,500
The Richard Gill National Music Academy	Growth, Development and Wellbeing in Regional NSW	Stronger Country Communities Fund	\$122,734
The Rock Memorial Bowling Club Limited	Growth, Development and Wellbeing in Regional NSW	Stronger Country Communities Fund	\$50,591
The Rock Show Society Incorporated	Growth, Development and Wellbeing in Regional NSW	Country Shows Support Package	\$13,000
The Rock Yerong Creek Australian Football Club	Growth, Development and Wellbeing in Regional NSW	Stronger Country Communities Fund	\$77,374
The Rotary Club of Berry Incorporated	Growth, Development and Wellbeing in Regional NSW	Supporting Local Communities	\$2,250,000
The Rotary Club of Bungendore Incorporated	Growth, Development and Wellbeing in Regional NSW	Bushfire Local Economic Recovery Package	\$537,222
The Royal Society For The Prevention Of Cruelty To Animal	Stronger Primary Industries	Animal Welfare Policy	\$424,000
The Royal Society For The Prevention of Cruelty to Animals	Stronger Primary Industries	Animal Welfare Reform	\$830,000
The Scout Association of Australia	Growth, Development and Wellbeing in Regional NSW	Deputy Premier's Grants	\$9,500
The Scout Association of Australia	Growth, Development and Wellbeing in Regional NSW	Stronger Country Communities Fund	\$92,265
The Skill Engineer Limited	Growth, Development and Wellbeing in Regional NSW	Office for Regional Youth	\$19,200
The Skill Engineer Limited	Growth, Development and Wellbeing in Regional NSW	Regional Youth Investment Program	\$294,937
The Table Counselling	Growth, Development and Wellbeing in Regional NSW	Stimulus Children Young People Wellbeing	\$38,990
The Trustee For Mayfly Unit Trust	Stronger Primary Industries	Habitat Rehabilitation	\$10,740
The Trustee For Mckinlay Trust	Growth, Development and Wellbeing in Regional NSW	NR Flood Recovery Pr	\$1,620,147
The Tweed River Agricultural Society Limited	Growth, Development and Wellbeing in Regional NSW	Country Shows Support Package	\$45,000
The Twyford Hall Complex Limited	Growth, Development and Wellbeing in Regional NSW	Regional Communities Development Fund	\$2,000,000
The University of New England	Growth, Development and Wellbeing in Regional NSW	Bushfire Local Economic Recovery Package	\$598,875
The University of New England	Growth, Development and Wellbeing in Regional NSW	Regional Youth Investment Program	\$246,133
The University of New England	Growth, Development and Wellbeing in Regional NSW	Stimulus Children Young People Wellbeing	\$39,907

The University of Newcastle	Growth, Development and Wellbeing in Regional NSW	Newcastle Port Community Cont. Fund	\$81,288
The University of Newcastle	Stronger Primary Industries	Mid Coast Marine Pa	\$30,000
The University of Newcastle	Stronger Primary Industries	Recreational Trust Programs	\$60,000
The University of Sydney	Growth, Development and Wellbeing in Regional NSW	Non-SHLF Digital	\$406,446
The University of Wollongong	Stronger Primary Industries	Inland Recreational Policy	\$41,036
The University of Wollongong	Stronger Primary Industries	Recreational Trust Programs	\$97,011
The Upper Orara Public Hall Incorporated	Growth, Development and Wellbeing in Regional NSW	Deputy Premier's Grants	\$10,980
The Village Company Traditional Business Online Pty Ltd	Growth, Development and Wellbeing in Regional NSW	Regional Jobs Creation Fund	\$80,128
The Vinegar Factory Yenda Pty Ltd	Growth, Development and Wellbeing in Regional NSW	Regional Jobs Creation Fund	\$78,000
The Walgett District Sport Club Limited	Growth, Development and Wellbeing in Regional NSW	Stronger Country Communities Fund	\$140,000
The Younger Heroes Limited	Growth, Development and Wellbeing in Regional NSW	S&F Children Young People Wellbeing	\$127,425
The Zebra Finch Society of Australia	Growth, Development and Wellbeing in Regional NSW	Deputy Premier's Grants	\$2,500
Therapeutic Engagement Support Service Association Incorporated	Growth, Development and Wellbeing in Regional NSW	S&F Children Young People Wellbeing	\$9,994
Therapeutic Engagement Support Service Association Incorporated	Growth, Development and Wellbeing in Regional NSW	Stimulus Children Young People Wellbeing	\$39,977
Therapy 2 Thrive Pty Ltd	Growth, Development and Wellbeing in Regional NSW	Stimulus Children Young People Wellbeing	\$9,800
Thomas Foods International Bourke Pty Ltd	Stronger Primary Industries	Sheep & Goat Trace	\$15,000
Three Mountains Equestrian Club	Growth, Development and Wellbeing in Regional NSW	Stronger Country Communities Fund	\$68,100
Timothy Mervyn Duncan	Stronger Primary Industries	Habitat Rehabilitation	\$7,569
Tingha Citizens Association Incorporated	Growth, Development and Wellbeing in Regional NSW	Stimulus Children Young People Wellbeing	\$39,879
Tingha Tigers Rugby League Football Club	Growth, Development and Wellbeing in Regional NSW	Stronger Country Communities Fund	\$65,079
Tirkandi Inaburra Cultural & Development Incorporated	Growth, Development and Wellbeing in Regional NSW	Business Case Strategy Development	\$182,500
Tobwabba Aboriginal Corporation Medical Services	Growth, Development and Wellbeing in Regional NSW	Business Case Strategy Development	\$200,000
Tocal Field Days Association Incorporated	Growth, Development and Wellbeing in Regional NSW	Regional Events Acceleration Fund	\$136,000
Tocumwal Airshows Pty Ltd	Growth, Development and Wellbeing in Regional NSW	Regional Events Acceleration Fund	\$10,000
Tocumwal Cricket Club	Growth, Development and Wellbeing in Regional NSW	Stronger Country Communities Fund	\$82,658
Tocumwal Pony Club Incorporated	Growth, Development and Wellbeing in Regional NSW	Stronger Country Communities Fund	\$150,800
Tomaree Neighbourhood Centre Incorporated	Growth, Development and Wellbeing in Regional NSW	Stimulus Children Young People Wellbeing	\$33,145
Toomelah Local Aboriginal Land Coun	Growth, Development and Wellbeing in Regional NSW	Flood Community Infrastructure Repair Pa	\$473,041
Tourism Snowy Mountains Inc	Growth, Development and Wellbeing in Regional NSW	Bushfire Local Economic Recovery Package	\$355,000
Tourism Snowy Mountains Incorporated	Growth, Development and Wellbeing in Regional NSW	Minister Regional Youth Discretionary	\$1,500
Tournament X Pty Ltd	Growth, Development and Wellbeing in Regional NSW	Regional Events Acceleration Fund	\$40,000
Towarri Physical Culture Incorporated	Growth, Development and Wellbeing in Regional NSW	Stimulus Children Young People Wellbeing	\$10,000

Tracy Designs And Print	Growth, Development and Wellbeing in Regional NSW	Regional Jobs Creation Fund	\$20,000
Tradies In Sight	Growth, Development and Wellbeing in Regional NSW	Deputy Premier's Grants	\$23,895
Trangie Amateur Swimming Club	Growth, Development and Wellbeing in Regional NSW	Stronger Country Communities Fund	\$87,394
Troy Hamilton Eggins	Stronger Primary Industries	Habitat Rehabilitation	\$5,959
Trustees Of The Roman Catholic Chur	Growth, Development and Wellbeing in Regional NSW	Stimulus Children Young People Wellbeing	\$9,200
Trustees of The Roman Catholic Church	Growth, Development and Wellbeing in Regional NSW	Stronger Country Communities Fund	\$21,065
TTF A & K Emerson Family Trust	Stronger Primary Industries	Policy and Programs	\$300
TTF Acacia No 1 Trust	Growth, Development and Wellbeing in Regional NSW	Regional Jobs Creation Fund	\$150,000
TTF Andrew Hurford Family Trust	Growth, Development and Wellbeing in Regional NSW	Bushfire Industry Recovery Package	\$101,250
TTF Arnheim Family No.2 Discretionary Trust	Stronger Primary Industries	Habitat Rehabilitation	\$15,803
TTF Australian Museum Trust	Growth, Development and Wellbeing in Regional NSW	Economic Stimulus Recovery Package	\$63,420
TTF Boss Engineering Unit Trust	Growth, Development and Wellbeing in Regional NSW	Regional Jobs Creation Fund	\$360,000
TTF Brenton's Bees & Honey Trust	Growth, Development and Wellbeing in Regional NSW	Bushfire Industry Recovery Package	\$95,091
TTF Cape Byron Distillery Unit Trust	Growth, Development and Wellbeing in Regional NSW	Regional Jobs Creation Fund	\$144,000
Ttf D&K Family Trust & Ttf Earthsta	Growth, Development and Wellbeing in Regional NSW	Regional Events Acceleration Fund	\$88,213
TTF Faircloth & Reynolds Unit Trust	Growth, Development and Wellbeing in Regional NSW	Regional Jobs Creation Fund	\$104,000
TTF First Steps Count Foundation	Growth, Development and Wellbeing in Regional NSW	Regional Communities Development Fund	\$250,000
TTF Glen Innes Showground Land Manager	Growth, Development and Wellbeing in Regional NSW	Stronger Country Communities Fund	\$255,891
TTF Jkmrc Family Trust	Growth, Development and Wellbeing in Regional NSW	Primary Industry Support Package - Flood	\$9,000
TTF Killoran Agriculture Family Trust	Growth, Development and Wellbeing in Regional NSW	Regional Jobs Creation Fund	\$60,000
TTF Mcash Family Trust	Growth, Development and Wellbeing in Regional NSW	Bushfire Industry Recovery Package	\$67,500
TTF Narromine Community Womens Shed	Growth, Development and Wellbeing in Regional NSW	Deputy Premier's Grants	\$5,000
TTF NSWGR Carriages Unit Trust	Growth, Development and Wellbeing in Regional NSW	Regional Jobs Creation Fund	\$70,000
TTF Raise Foundation	Growth, Development and Wellbeing in Regional NSW	S&F Children Young People Wellbeing	\$40,000
TTF Red Range Public Hall And Recreation Reserve Land Manager	Growth, Development and Wellbeing in Regional NSW	Stronger Country Communities Fund	\$30,000
TTF Roman Catholic Church For The Diocese of Maitland-Newcastle	Growth, Development and Wellbeing in Regional NSW	Minister Regional Youth Discretionary	\$9,200
TTF Smart Recovery Trust	Growth, Development and Wellbeing in Regional NSW	Stimulus Children Young People Wellbeing	\$40,000
TTF Sydenham Family Trust	Growth, Development and Wellbeing in Regional NSW	Bushfire Industry Recovery Package	\$82,789
TTF Tamplin Family Trust	Growth, Development and Wellbeing in Regional NSW	Primary Industry Support Package - Flood	\$10,000
TTF The Armstrong Oysters Unit Trust	Growth, Development and Wellbeing in Regional NSW	Flood Industry Recovery Package	\$478,896
TTF The Broun Family Trust	Stronger Primary Industries	Policy and Programs	\$300

TTF The Crossing Land Education Trust	Growth, Development and Wellbeing in Regional NSW	Bushfire Local Economic Recovery Package	\$473,902
TTF The Pederick Family Trust	Growth, Development and Wellbeing in Regional NSW	Regional Jobs Creation Fund	\$294,000
TTF The Performance Engineering Group (Australia) Trust	Growth, Development and Wellbeing in Regional NSW	Regional Jobs Creation Fund	\$42,000
TTF The Scentral Discretionary Trust	Growth, Development and Wellbeing in Regional NSW	Regional Jobs Creation Fund	\$90,000
TTF The Snowy Mountains Forests	Growth, Development and Wellbeing in Regional NSW	Bushfire Industry Recovery Package	\$192,500
TTF Top Blokes Foundation	Growth, Development and Wellbeing in Regional NSW	Bushfire Local Economic Recovery Package	\$136,399
TTF Top Blokes Foundation	Growth, Development and Wellbeing in Regional NSW	Stronger Country Communities Fund	\$152,219
TTF Warren Youth Foundation	Growth, Development and Wellbeing in Regional NSW	Office for Regional Youth	\$43,574
TTF Warren Youth Foundation	Growth, Development and Wellbeing in Regional NSW	Stronger Country Communities Fund	\$76,755
Tubba-Gah (Maing) Wiradjuri Aboriginal Corporation	Growth, Development and Wellbeing in Regional NSW	Office for Regional Youth	\$9,447
Tugun Progress Association Incorporated	Growth, Development and Wellbeing in Regional NSW	Office of the Cross Border Commissioner	\$18,000
Tullibigeal & District Progress Association	Growth, Development and Wellbeing in Regional NSW	Deputy Premier's Grants	\$40,000
Tumbafest Incorporated	Growth, Development and Wellbeing in Regional NSW	Regional Events Acceleration Fund	\$28,435
Tumut River Brewing Pty Ltd	Growth, Development and Wellbeing in Regional NSW	Regional Jobs Creation Fund	\$98,000
Tumut Rugby Union Football Club	Growth, Development and Wellbeing in Regional NSW	Stronger Country Communities Fund	\$500,000
Tunable Creek Landcare Group Incorporated	Stronger Primary Industries	Habitat Rehabilitation	\$16,000
Tunable Falls Community Primary School	Growth, Development and Wellbeing in Regional NSW	Stimulus Children Young People Wellbeing	\$16,501
Tweed Byron Local Aboriginal	Growth, Development and Wellbeing in Regional NSW	Regional Youth Investment Program	\$313,530
Tweed Landcare Incorporated	Stronger Primary Industries	Habitat Rehabilitation	\$8,000
Tweed Valley Wildlife Carers Incorporated	Stronger Primary Industries	Recreational Trust Programs	\$500
Twofold Aboriginal Corporation	Growth, Development and Wellbeing in Regional NSW	Regional Growth Environment & Tourism Fund	\$800,000
UCA - Gateway Family Services	Growth, Development and Wellbeing in Regional NSW	Stimulus Children Young People Wellbeing	\$34,160
Ulladulla Local Aboriginal Lands Co	Growth, Development and Wellbeing in Regional NSW	Business Case Strategy Development	\$22,400
Umina Surf Life Saving Club Incorporated	Growth, Development and Wellbeing in Regional NSW	Stimulus Children Young People Wellbeing	\$10,000
United Hospital Auxiliaries - Grafton	Growth, Development and Wellbeing in Regional NSW	Deputy Premier's Grants	\$2,000
United Hospital Auxiliaries of NSW	Growth, Development and Wellbeing in Regional NSW	Deputy Premier's Grants	\$5,000
Uniting (NSW.ACT)	Growth, Development and Wellbeing in Regional NSW	Bushfire Local Economic Recovery Package	\$299,737
Uniting (NSW.ACT)	Growth, Development and Wellbeing in Regional NSW	Office for Regional Youth	\$12,794
Uniting (NSW.ACT)	Growth, Development and Wellbeing in Regional NSW	Regional Youth Investment Program	\$204,835
Uniting (NSW.ACT)	Growth, Development and Wellbeing in Regional NSW	Stimulus Children Young People Wellbeing	\$5,200
University of Melbourne	Stronger Primary Industries	Coastal Systems	\$30,000

University of Melbourne	Stronger Primary Industries	Floodplains Oyster	\$50,000
University of New South Wales	Growth, Development and Wellbeing in Regional NSW	Bushfire Local Economic Recovery Package	\$146,079
University of New South Wales	Growth, Development and Wellbeing in Regional NSW	Flood Industry Recovery Package	\$1,445,160
University of New South Wales	Growth, Development and Wellbeing in Regional NSW	Non-SHLF Digital	\$571,975
University of New South Wales	Stronger Primary Industries	Recreational Trust Programs	\$4,935
University of Technology Sydney	Growth, Development and Wellbeing in Regional NSW	Flood Industry Recovery Package	\$460,117
University of Technology Sydney	Stronger Primary Industries	BSO Diagnostic Service	\$29,300
University of Technology Sydney	Stronger Primary Industries	Cold Water Pollution	\$250,000
University of Technology Sydney	Stronger Primary Industries	Inland Recreational Policy	\$100,000
University of Technology Sydney	Stronger Primary Industries	Recreational Trust Programs	\$10,000
University of The Sunshine Coast	Stronger Primary Industries	Recreational Trust Programs	\$83,781
University of The Third Age Armidale	Growth, Development and Wellbeing in Regional NSW	Stronger Country Communities Fund	\$76,099
Upper Clarence Combined Landcare Incorporated	Growth, Development and Wellbeing in Regional NSW	Bushfire Local Economic Recovery Package	\$239,988
Upper Hunter Community Service	Growth, Development and Wellbeing in Regional NSW	Office for Regional Youth	\$485
Upper Hunter Country Tourism	Growth, Development and Wellbeing in Regional NSW	Deputy Premier's Grants	\$40,000
Upper Hunter Youth Services Incorporated	Growth, Development and Wellbeing in Regional NSW	Office for Regional Youth	\$2,844
Upper Hunter Youth Services Incorporated	Growth, Development and Wellbeing in Regional NSW	Stronger Country Communities Fund	\$150,000
Upper Snowy Landcare Network Incorporated	Growth, Development and Wellbeing in Regional NSW	Bushfire Local Economic Recovery Package	\$83,547
Upton Engineering Pty Ltd	Growth, Development and Wellbeing in Regional NSW	Regional Jobs Creation Fund	\$50,000
Upton Engineering Pty Ltd	Growth, Development and Wellbeing in Regional NSW	Regional Jobs Creation Fund	\$50,000
Uralla & District Pony Club Incorporated	Growth, Development and Wellbeing in Regional NSW	Office for Regional Youth	\$7,000
Uralla & District Pony Club Incorporated	Growth, Development and Wellbeing in Regional NSW	Stimulus Children Young People Wellbeing	\$10,000
Uralla Bowling & Recreation Club Limited	Growth, Development and Wellbeing in Regional NSW	Stronger Country Communities Fund	\$81,878
Uralla Campdrafting And Sporting Club	Growth, Development and Wellbeing in Regional NSW	Stronger Country Communities Fund	\$21,548
Uralla Golf Club	Growth, Development and Wellbeing in Regional NSW	Stronger Country Communities Fund	\$167,916
Uralla Tennis Club Incorporated	Growth, Development and Wellbeing in Regional NSW	Stronger Country Communities Fund	\$92,720
Urana Campdraft Incorporated	Growth, Development and Wellbeing in Regional NSW	Stronger Country Communities Fund	\$69,323
Vanfest Pty Ltd	Growth, Development and Wellbeing in Regional NSW	Regional Events Acceleration Fund	\$40,000
Variety - The Children's Charity (NSW/ACT)	Growth, Development and Wellbeing in Regional NSW	Regional Youth Investment Program	\$204,000
Veritas House	Growth, Development and Wellbeing in Regional NSW	Office for Regional Youth	\$17,620
Veterinary Practitioners Board of NSW	Stronger Primary Industries	Biosecurity & Food	\$209,349
Victoria Thomas	Stronger Primary Industries	Habitat Rehabilitation	\$3,285
Vision Lighting Supplies Pty Ltd	Growth, Development and Wellbeing in Regional NSW	Regional Jobs Creation Fund	\$420,000
Visy Pulp & Paper Pty Ltd	Growth, Development and Wellbeing in Regional NSW	Bushfire Industry Recovery Package	\$5,000,000

Vocal Muster Academy Limited	Growth, Development and Wellbeing in Regional NSW	Office for Regional Youth	\$14,700
Vocal Muster Academy Limited	Growth, Development and Wellbeing in Regional NSW	S&F Children Young People Wellbeing	\$31,604
Volunteer Marine Rescue NSW	Growth, Development and Wellbeing in Regional NSW	My Community Project	\$102,121
Volunteering Central Coast Incorporated	Growth, Development and Wellbeing in Regional NSW	Stimulus Children Young People Wellbeing	\$9,298
Volunteering Coffs Harbour Incorporated	Growth, Development and Wellbeing in Regional NSW	Office for Regional Youth	\$7,000
Volunteering Coffs Harbour Incorporated	Growth, Development and Wellbeing in Regional NSW	Stimulus Children Young People Wellbeing	\$20,000
W.J Burrell & T.J Phelps	Stronger Primary Industries	Policy and Programs	\$100
Wagga Autism Support Group Incorporated	Growth, Development and Wellbeing in Regional NSW	Office for Regional Youth	\$24,082
Wagga Autism Support Group Incorporated	Growth, Development and Wellbeing in Regional NSW	Regional Tourism Activation Fund	\$6,220
Wagga Wagga Livestock Marketing Centre	Stronger Primary Industries	Sheep & Goat Trace	\$10,000
Walbundrie & District Anglers Association Incorporated	Stronger Primary Industries	State Recreational Education	\$758
Walbundrie Building Committee Incorporated	Growth, Development and Wellbeing in Regional NSW	Stronger Country Communities Fund	\$218,796
Walcha Golf Club Limited	Growth, Development and Wellbeing in Regional NSW	Stronger Country Communities Fund	\$64,522
Walcha Men's Shed Incorporated	Growth, Development and Wellbeing in Regional NSW	Stronger Country Communities Fund	\$18,967
Walgett Aboriginal Medical Service Limited	Growth, Development and Wellbeing in Regional NSW	Business Case Strategy Development	\$45,536
Walgett Aboriginal Medical Service Limited	Growth, Development and Wellbeing in Regional NSW	Stronger Country Communities Fund	\$107,600
Walgett Show Society Incorporated	Growth, Development and Wellbeing in Regional NSW	Stronger Country Communities Fund	\$84,253
Wallerawang Bowling Club Limited	Growth, Development and Wellbeing in Regional NSW	Stronger Country Communities Fund	\$170,000
Wallerawang Branch Central Acclimatisation Society	Stronger Primary Industries	State Recreational Education	\$2,000
Wallis Lake Fishing Club	Stronger Primary Industries	State Recreational Education	\$2,000
Wanaruah Local Aboriginal	Growth, Development and Wellbeing in Regional NSW	Business Case Strategy Development	\$69,891
Wandiyali	Growth, Development and Wellbeing in Regional NSW	Stronger Country Communities Fund	\$209,070
Wardell And District Progress Association	Growth, Development and Wellbeing in Regional NSW	Deputy Premier's Grants	\$10,000
Warialda P & A Assn Incorporated	Growth, Development and Wellbeing in Regional NSW	Stronger Country Communities Fund	\$90,000
Warrabinga Native Title Claimants Aboriginal Coporation	Growth, Development and Wellbeing in Regional NSW	Deputy Premier's Grants	\$10,000
Warren Youth Support Group Incorporated	Growth, Development and Wellbeing in Regional NSW	Regional Youth Investment Program	\$190,938
Watershed Landcare Group Incorporated	Growth, Development and Wellbeing in Regional NSW	Bushfire Local Economic Recovery Package	\$213,651
Wauchope Chamber of Commerce and Industry Incorporated	Growth, Development and Wellbeing in Regional NSW	Bushfire Local Economic Recovery Package	\$108,999
Wauchope Soccer Club Incorporated	Growth, Development and Wellbeing in Regional NSW	Stronger Country Communities Fund	\$197,145
Wax Converters Textiles Pty Ltd	Growth, Development and Wellbeing in Regional NSW	Regional Jobs Creation Fund	\$180,000
We Are Warriors Pty Ltd	Growth, Development and Wellbeing in Regional NSW	Regional Youth Investment Program	\$353,100

Weethalle Country Club Limited	Growth, Development and Wellbeing in Regional NSW	Stronger Country Communities Fund	\$129,830
Wentworth District Community Medical Centre Incorporated	Growth, Development and Wellbeing in Regional NSW	Stronger Country Communities Fund	\$95,835
West Port Macquarie Tennis Club Incorporated	Growth, Development and Wellbeing in Regional NSW	Stronger Country Communities Fund	\$14,023
West Side Community Centre Incorporated	Growth, Development and Wellbeing in Regional NSW	Minister Regional Youth Discretionary	\$6,935
West Side Community Centre Incorporated	Growth, Development and Wellbeing in Regional NSW	Office for Regional Youth	\$6,610
West Tamworth Bowling Club Limited	Growth, Development and Wellbeing in Regional NSW	Stronger Country Communities Fund	\$107,770
West Tamworth League Club Limited	Growth, Development and Wellbeing in Regional NSW	Regional Events Acceleration Fund	\$229,137
West Wyalong Bowling & Recreation Limited	Growth, Development and Wellbeing in Regional NSW	Stronger Country Communities Fund	\$62,988
West Wyalong Rugby Union Club Incorporated	Growth, Development and Wellbeing in Regional NSW	Deputy Premier's Grants	\$2,450
West Wyalong Saleyards	Stronger Primary Industries	Sheep & Goat Trace	\$5,000
West Wyalong Show Society Incorporated	Growth, Development and Wellbeing in Regional NSW	Country Shows Support Package	\$13,677
West Wyalong Tennis Club Incorporated	Growth, Development and Wellbeing in Regional NSW	Stronger Country Communities Fund	\$171,909
Western Murray Land Improvement Group Incorporated	Growth, Development and Wellbeing in Regional NSW	Business Case Strategy Development	\$248,200
Western Riverina Arts Incorporated	Growth, Development and Wellbeing in Regional NSW	Stronger Country Communities Fund	\$74,280
Westside Tennis Club Incorporated	Growth, Development and Wellbeing in Regional NSW	Stronger Country Communities Fund	\$97,908
Wheelchair Sports NSW/ACT Incorporated	Growth, Development and Wellbeing in Regional NSW	Stronger Country Communities Fund	\$363,000
White Sands Events Pty Ltd	Growth, Development and Wellbeing in Regional NSW	Regional Events Acceleration Fund	\$12,239
Wildlife Health Australia Incorporated	Stronger Primary Industries	Policy and Programs	\$180,918
William Henry Ralston	Growth, Development and Wellbeing in Regional NSW	Primary Industry Support Package - Flood	\$18,144
Williams Group Australia Pty Ltd	Growth, Development and Wellbeing in Regional NSW	Northern Rivers Flood Recovery Program	\$2,941,467
Willinga Park Pty Ltd	Growth, Development and Wellbeing in Regional NSW	Regional Events Acceleration Fund	\$181,046
Willow Tree Pre School Incorporated	Growth, Development and Wellbeing in Regional NSW	Stimulus Children Young People Wellbeing	\$10,200
Wine Grapes Marketing Board	Growth, Development and Wellbeing in Regional NSW	Deputy Premier's Grants	\$16,610
Wingham Akoostik Music Festival	Growth, Development and Wellbeing in Regional NSW	Regional Events Acceleration Fund	\$33,687
Wirragulla Polo Club Incorporated	Growth, Development and Wellbeing in Regional NSW	Deputy Premier's Grants	\$20,000
Wollongbar- Alstonville Rugby Club	Growth, Development and Wellbeing in Regional NSW	Stronger Country Communities Fund	\$153,131
Wollongong Heritage Collections Incorporated	Growth, Development and Wellbeing in Regional NSW	Port Kembla Community Investment Fund	\$40,144
Woodenbong Show Society Incorporated	Growth, Development and Wellbeing in Regional NSW	Country Shows Support Package	\$15,000
Woodville Alliance Limited	Growth, Development and Wellbeing in Regional NSW	S&F Children Young People Wellbeing	\$80,000
Woolgoolga Art Group Incorporated	Growth, Development and Wellbeing in Regional NSW	Stronger Country Communities Fund	\$17,000

Woolgoolga Curry Festival	Growth, Development and Wellbeing in Regional NSW	Regional Events Acceleration Fund	\$10,400
Woolgoolga Mountain Bike Club Incorporated	Growth, Development and Wellbeing in Regional NSW	Stronger Country Communities Fund	\$160,159
Workways Australia Limited	Growth, Development and Wellbeing in Regional NSW	Bushfire Local Economic Recovery Package	\$1,139,706
Workways Australia Limited	Stronger Primary Industries	Habitat Rehabilitation	\$6,380
World Surf League Australasia	Growth, Development and Wellbeing in Regional NSW	Stimulus Children Young People Wellbeing	\$39,960
World Vision Australia	Growth, Development and Wellbeing in Regional NSW	Regional Events Acceleration Fund	\$336,800
Wyangala Country Club Limited	Growth, Development and Wellbeing in Regional NSW	Deputy Premier's Grants	\$2,450
Wyangala Country Club Limited	Growth, Development and Wellbeing in Regional NSW	Stronger Country Communities Fund	\$34,200
Wybalena Partnership	Stronger Primary Industries	Policy and Programs	\$300
Wyee Community Hub Incorporated	Growth, Development and Wellbeing in Regional NSW	Stimulus Children Young People Wellbeing	\$10,000
Yaegl Traditional Owners Aboriginal Corporation RNTBC	Growth, Development and Wellbeing in Regional NSW	Bushfire Local Economic Recovery Package	\$540,000
Yanco Creek & Tributaries Advisory	Stronger Primary Industries	Habitat Rehabilitation	\$7,670
Yarkuwa Indigenous Knowledge Centre	Growth, Development and Wellbeing in Regional NSW	Regional Youth Investment Program	\$353,400
Yass Roos Australian Football Club	Growth, Development and Wellbeing in Regional NSW	Stronger Country Communities Fund	\$168,868
Yass Saleyards - Selx Operations Pty Ltd	Stronger Primary Industries	Sheep & Goat Trace	\$10,000
Yeoval Pa & H Society Incorporated	Growth, Development and Wellbeing in Regional NSW	Deputy Premier's Grants	\$15,000
Yeoval Pa & H Society Incorporated	Growth, Development and Wellbeing in Regional NSW	Regional Tourism Activation Fund	\$7,000
Yesterday Stories Pty Ltd	Growth, Development and Wellbeing in Regional NSW	Port Kembla Community Investment Fund	\$51,800
YFC Care Limited	Growth, Development and Wellbeing in Regional NSW	Stimulus Children Young People Wellbeing	\$27,400
YMCA NSW	Growth, Development and Wellbeing in Regional NSW	Office for Regional Youth	\$21,516
Yoga Pro	Growth, Development and Wellbeing in Regional NSW	Stimulus Children Young People Wellbeing	\$20,000
Young Crisis Accommodation Centre	Growth, Development and Wellbeing in Regional NSW	Deputy Premier's Grants	\$13,500
Young Life Australia	Growth, Development and Wellbeing in Regional NSW	Stronger Country Communities Fund	\$7,000
Young Life Australia Incorporated	Growth, Development and Wellbeing in Regional NSW	Stronger Country Communities Fund	\$307,032
Young Pony Club Incorporated	Growth, Development and Wellbeing in Regional NSW	Regional Events Acceleration Fund	\$214,686
Youth Action & Policy Association (NSW) Incorporated	Growth, Development and Wellbeing in Regional NSW	Minister Regional Youth Discretionary	\$5,000
Youth Insearch Foundation (Australia) Incorporated	Growth, Development and Wellbeing in Regional NSW	S&F Children Young People Wellbeing	\$80,000
Youthsafe	Growth, Development and Wellbeing in Regional NSW	Stronger Country Communities Fund	\$10,897
YP Space Mnc Incorporated	Growth, Development and Wellbeing in Regional NSW	Regional Youth Investment Program	\$288,545
Yuin Folk Club Incorporated	Growth, Development and Wellbeing in Regional NSW	Reconnecting RNSW - Community Events Program	\$82,400
Yuin Ngura Custodians Pty Ltd	Growth, Development and Wellbeing in Regional NSW	Stimulus Children Young People Wellbeing	\$4,475

YURRUUN ABORIGINAL CORPORATION	Growth, Development and Wellbeing in Regional NSW	Regional Youth Investment Program	\$92,922
YWCA Australia	Growth, Development and Wellbeing in Regional NSW	S&F Children Young People Wellbeing	\$17,600
YWCA Hunter Region Incorporated	Growth, Development and Wellbeing in Regional NSW	Stimulus Children Young People Wellbeing	\$6,288
Zac's Place Incorporated	Growth, Development and Wellbeing in Regional NSW	Stimulus Children Young People Wellbeing	\$9,540
Zetifi	Growth, Development and Wellbeing in Regional NSW	Regional Jobs Creation Fund	\$60,000
Zig Zag Railway Co Op Limited	Growth, Development and Wellbeing in Regional NSW	Regional Communities Development Fund	\$1,631,000

Department of Regional NSW Annual Report 2022-23

Published by Department of Regional NSW.

© State of New South Wales through Department of Regional NSW 2023.

The information contained in this publication is based on knowledge and understanding at the time of writing (September 2023). However, because of advances in knowledge, users are reminded of the need to ensure that the information upon which they rely is up to date and to check the currency of the information with the appropriate officer of the Department Regional NSW or the user's independent adviser.

Disclaimer

The information contained in this publication is based on knowledge and understanding at the time of writing (September 2023) and may not be accurate, current or complete. The State of New South Wales (including the Department of Regional NSW), the author and the publisher take no responsibility, and will accept no liability, for the accuracy, currency, reliability or correctness of any information included in the document (including material provided by third parties).

Readers should make their own inquiries and rely on their own advice when making decisions related to material contained in this publication.

1 Monaro Street,
Queanbeyan NSW 2620

E contact@regional.nsw.gov.au
W nsw.gov.au/regional-nsw

FOLLOW US



@OurRegionalNSW
DepartmentOfRegionalNSW